





# SPA RACING FESTIVAL

CLIO CUP BENELUX  
2014 Results Booklet





## CLIO CUP BENELUX SPA RACING FESTIVAL FREE PRACTICE 1

### Classification


Nr.	Driver	Nat	Team	Car	Time	Lap	Total	Gap	Kph	
1	10 Niels LANGEVELD	NL	Certainty Racing Team	Clio4	<b>2:47.378</b>	3	9	-	-	<b>150.6</b>
2	3 Robert VAN DEN BERG	NL	Harders Plaza	Clio4	<b>2:47.997</b>	5	10	+0.619	+0.619	<b>150.1</b>
3	17 Michael BLEEKEMOLEN	NL	Bleekemolen	Clio4	<b>2:48.732</b>	6	10	+1.354	+0.735	<b>149.4</b>
4	50 Loris HEZEMANS	BEL	Carsport Holland	Clio4	<b>2:49.048</b>	10	10	+1.670	+0.316	<b>149.2</b>
5	5 Niels KOOL	NL	Kool racing	Clio4	<b>2:49.133</b>	5	10	+1.755	+0.085	<b>149.1</b>
6	6 Marcel DEKKER	NL	Dekker Racing	Clio4	<b>2:49.138</b>	4	10	+1.760	+0.005	<b>149.1</b>
7	70 Max BRAAMS	NL	Las Moras Racing Team	Clio4	<b>2:49.549</b>	7	9	+2.171	+0.411	<b>148.7</b>
8	69 Jelle BEELEN	NL	Las Moras Racing Team	Clio4	<b>2:50.890</b>	4	10	+3.512	+1.341	<b>147.5</b>
9	21 Stephane POLDERMAN	BEL	Pujolar Racing	Clio4	<b>2:51.052</b>	6	9	+3.674	+0.162	<b>147.4</b>
10	55 Rene STEENMETZ	NL	Pujolar Racing	Clio4	<b>2:51.421</b>	8	10	+4.043	+0.369	<b>147.1</b>
11	12 Martijn DE KLEIJN	NL	Certainty Racing Team	Clio4	<b>2:52.064</b>	9	9	+4.686	+0.643	<b>146.5</b>
12	99 Maurits SANDBERG	NL	Certainty Racing Team	Clio4	<b>2:54.527</b>	7	10	+7.149	+2.463	<b>144.5</b>
13	4 Benjamin VAN DEN BERG	NL	Harders Plaza	Clio3	<b>2:54.664</b>	8	9	+7.286	+0.137	<b>144.4</b>
14	77 Stan VAN OORD	NL	Certainty Racing Team	Clio3	<b>2:55.652</b>	10	10	+8.274	+0.988	<b>143.5</b>
15	36 Wilbert VAN DEN BURG	NL	Visual Art	Clio3	<b>2:56.651</b>	8	9	+9.273	+0.999	<b>142.7</b>
16	7 Marco DITZEL	NL	Ditzel	Clio4	<b>2:57.820</b>	8	9	+10.442	+1.169	<b>141.8</b>
17	49 Peter SCHREURS	NL	BS Racing	Clio3	<b>2:58.036</b>	9	9	+10.658	+0.216	<b>141.6</b>
18	16 Martijn KOOL	NL	Prezenzaracing.eu	Clio3	<b>2:58.876</b>	8	9	+11.498	+0.840	<b>141.0</b>
19	45 Marcel VAN DE MAAT	NL	BS Racing	Clio3	<b>3:00.785</b>	8	9	+13.407	+1.909	<b>139.5</b>
20	23 Jos VELDBOER	NL	Dekker Racing	Clio3	<b>3:05.269</b>	8	10	+17.891	+4.484	<b>136.1</b>
21	18 Pim VAN RIET	NL	Bleekemolen	Clio4						
22	19 Melvin DE GROOT	NL	Bleekemolen	Clio4						
23	64 Regis GOSSELIN	BEL	Verschuur F Team	Clio4						

<b>Fastest Lap</b>	Lap 3	Niels LANGEVELD	<b>2:47.378</b>	150.6 Kph
--------------------	-------	-----------------	-----------------	-----------

Published at: .....

Track Status: **DRY**


<b>Race Director:</b>	<b>Timekeeper:</b>
-----------------------	--------------------



## CLIO CUP BENELUX SPA RACING FESTIVAL FREE PRACTICE 1

### Best Sector Times

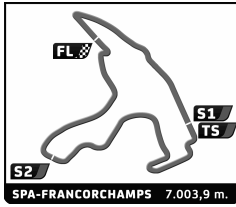
SECTOR 1			SECTOR 2			SECTOR 3			Pos	Driver	Ideal Lap	Best Lap
Pos	Driver	Time	Driver	Time	Driver	Time						
1	10 N.LANGEVELD	48.206	10 N.LANGEVELD	1:15.365	10 N.LANGEVELD	43.210	1	10 N.LANGEVELD	2:46.781	2:47.378	(1)	
2	3 R.VAN DEN BERG	48.483	5 N.KOOL	1:15.751	17 M.BLEEKEMOLEN	43.400	2	3 R.VAN DEN BERG	2:47.729	2:47.997	(2)	
3	70 M.BRAAMS	49.012	6 M.DEKKER	1:15.786	3 R.VAN DEN BERG	43.421	3	6 M.DEKKER	2:48.663	2:49.138	(6)	
4	6 M.DEKKER	49.012	3 R.VAN DEN BERG	1:15.825	50 L.HEZEMANS	43.635	4	17 M.BLEEKEMOLEN	2:48.696	2:48.732	(3)	
5	17 M.BLEEKEMOLEN	49.041	50 L.HEZEMANS	1:15.907	5 N.KOOL	43.849	5	5 N.KOOL	2:48.750	2:49.133	(5)	
6	5 N.KOOL	49.150	17 M.BLEEKEMOLEN	1:16.255	70 M.BRAAMS	43.865	6	50 L.HEZEMANS	2:49.048	2:49.048	(4)	
7	69 J.BEELLEN	49.458	70 M.BRAAMS	1:16.513	6 M.DEKKER	43.865	7	70 M.BRAAMS	2:49.390	2:49.549	(7)	
8	50 L.HEZEMANS	49.506	21 S.POLDERMAN	1:16.819	55 R.STEENMETZ	43.919	8	21 S.POLDERMAN	2:50.508	2:51.052	(9)	
9	21 S.POLDERMAN	49.699	12 M.DE KLEIJN	1:16.938	21 S.POLDERMAN	43.990	9	55 R.STEENMETZ	2:50.711	2:51.421	(10)	
10	55 R.STEENMETZ	49.783	55 R.STEENMETZ	1:17.009	69 J.BEELLEN	44.252	10	69 J.BEELLEN	2:50.807	2:50.890	(8)	
11	12 M.DE KLEIJN	50.237	69 J.BEELLEN	1:17.097	12 M.DE KLEIJN	44.363	11	12 M.DE KLEIJN	2:51.538	2:52.064	(11)	
12	7 M.DITZEL	50.510	4 B.VAN DEN BERG	1:17.728	99 M.SANDBERG	44.890	12	4 B.VAN DEN BERG	2:53.814	2:54.664	(13)	
13	99 M.SANDBERG	50.613	77 S.VAN OORD	1:17.762	4 B.VAN DEN BERG	45.452	13	99 M.SANDBERG	2:54.237	2:54.527	(12)	
14	4 B.VAN DEN BERG	50.634	36 W.VAN DEN BURG	1:18.382	77 S.VAN OORD	45.559	14	77 S.VAN OORD	2:55.652	2:55.652	(14)	
15	16 M.KOOL	51.827	99 M.SANDBERG	1:18.734	7 M.DITZEL	45.668	15	36 W.VAN DEN BURG	2:56.093	2:56.651	(15)	
16	36 W.VAN DEN BURG	51.916	49 P.SCHREURS	1:19.558	36 W.VAN DEN BURG	45.795	16	7 M.DITZEL	2:56.834	2:57.820	(16)	
17	49 P.SCHREURS	52.055	16 M.KOOL	1:20.364	16 M.KOOL	45.962	17	49 P.SCHREURS	2:57.686	2:58.036	(17)	
18	45 M.VAN DE MAAT	52.318	7 M.DITZEL	1:20.656	49 P.SCHREURS	46.073	18	16 M.KOOL	2:58.153	2:58.876	(18)	
19	77 S.VAN OORD	52.331	45 M.VAN DE MAAT	1:21.416	45 M.VAN DE MAAT	47.051	19	45 M.VAN DE MAAT	3:00.785	3:00.785	(19)	
20	23 J.VELDBOER	53.712	23 J.VELDBOER	1:23.642	23 J.VELDBOER	47.840	20	23 J.VELDBOER	3:05.194	3:05.269	(20)	



## CLIO CUP BENELUX SPA RACING FESTIVAL After FREE PRACTICE 1

Event maximum speed


Driver	Team	Car	Class	Top Speed	Lap	Session
3 Robert VAN DEN BERG	Harders Plaza	Clio4		211.8	6	FREE PRACTICE 1
10 Niels LANGEVELD	Certainty Racing Team	Clio4		209.3	4	FREE PRACTICE 1
17 Michael BLEEKEMOLEN	Bleekemolen	Clio4		209.3	4	FREE PRACTICE 1
6 Marcel DEKKER	Dekker Racing	Clio4	JUN	208.5	3	FREE PRACTICE 1
70 Max BRAAMS	Las Moras Racing Team	Clio4	JUN	208.1	8	FREE PRACTICE 1
69 Jelle BEELEN	Las Moras Racing Team	Clio4	JUN	205.7	4	FREE PRACTICE 1
5 Niels KOOL	Kool racing	Clio4	JUN	204.9	5	FREE PRACTICE 1
21 Stephane POLDERMAN	Pujolar Racing	Clio4		204.5	6	FREE PRACTICE 1
12 Martin DE KLEIJN	Certainty Racing Team	Clio4		204.5	4	FREE PRACTICE 1
50 Loris HEZEMANS	Carsport Holland	Clio4	JUN	204.2	10	FREE PRACTICE 1
55 Rene STEENMETZ	Pujolar Racing	Clio4		203.4	8	FREE PRACTICE 1
99 Maurits SANDBERG	Certainty Racing Team	Clio4		200.7	5	FREE PRACTICE 1
7 Marco DITZEL	Ditzel	Clio4		200.0	9	FREE PRACTICE 1
4 Benjamin VAN DEN BERG	Harders Plaza	Clio3	JUN	197.8	8	FREE PRACTICE 1
49 Peter SCHREURS	BS Racing	Clio3		194.6	3	FREE PRACTICE 1
16 Martijn KOOL	Presenزارacing.eu	Clio3		192.5	8	FREE PRACTICE 1
77 Stan VAN OORD	Certainty Racing Team	Clio3	JUN	192.5	3	FREE PRACTICE 1
36 Wilbert VAN DEN BURG	Visual Art	Clio3		191.8	7	FREE PRACTICE 1
45 Marcel VAN DE MAAT	BS Racing	Clio3		189.8	9	FREE PRACTICE 1
23 Jos VELDBOER	Dekker Racing	Clio3		188.8	8	FREE PRACTICE 1



## CLIO CUP BENELUX SPA RACING FESTIVAL FREE PRACTICE 1

### Fastest Lap Sequence


Practice Time	Driver	Team	Car	Class	Time	Kph	Lap
5:53.175	<b>50</b> Loris HEZEMANS	Carsport Holland	Clio4	JUN	<b>2:53.986</b>	144.9	2
6:05.533	<b>10</b> Niels LANGEVELD	Certainty Racing Team	Clio4		<b>2:51.854</b>	146.7	2
8:44.227	<b>50</b> Loris HEZEMANS	Carsport Holland	Clio4	JUN	<b>2:51.052</b>	147.4	3
8:51.893	<b>3</b> Robert VAN DEN BERG	Hadders Plaza	Clio4		<b>2:49.613</b>	148.7	3
8:52.911	<b>10</b> Niels LANGEVELD	Certainty Racing Team	Clio4		<b>2:47.378</b>	150.6	3



## CLIO CUP BENELUX SPA RACING FESTIVAL FREE PRACTICE 1

Analysis


							<span style="color: green;">■</span> Personal Best <span style="color: purple;">■</span> Session Best <span style="color: blue;">■</span> Crossing the finish line in pit lane							
Lap	Time	Sector 1	Sector 2	Sector 3	Kph	Elapsed	Lap	Time	Sector 1	Sector 2	Sector 3	Kph	Elapsed	
<b>3</b>	<b>Robert VAN DEN BERG</b>						NL	3	3:06.957	53.526	1:25.334	48.097	134.9	9:51.606
	Harders Plaza						Clio4	4	3:02.638	51.893	1:22.824	47.921	138.1	12:54.244
1	3:06.306	51.730	1:26.564	48.012	135.3	3:06.306	5	3:16.910 <b>B</b>	53.038	1:24.268	59.604	128.0	16:11.154	
2	2:55.974	52.082	1:19.137	44.755	143.3	6:02.280	6	4:19.071	2:09.826	1:22.715	46.530	97.3	20:30.225	
3	2:49.613	49.525	1:16.367	43.721	148.7	8:51.893	7	3:00.096	51.897	1:22.247	45.952	140.0	23:30.321	
4	2:49.277	49.478	1:16.378	<b>43.421</b>	149.0	11:41.170	8	<b>2:57.820</b>	51.496	<b>1:20.656</b>	<b>45.668</b>	141.8	26:28.141	
5	<b>2:47.997</b>	48.711	<b>1:15.825</b>	43.461	150.1	14:29.167	9	3:06.609 <b>B</b>	<b>50.510</b>	1:21.688	54.411	135.1	29:34.750	
6	2:48.265	<b>48.483</b>	1:16.018	43.764	149.8	17:17.432								
7	2:49.536	49.369	1:16.457	43.710	148.7	20:06.968	<b>10</b>	<b>Niels LANGEVELD</b>						NL
8	2:59.140 <b>B</b>	49.327	1:16.899	52.914	140.8	23:06.108		Certainty Racing Team						Clio4
9	4:11.191	2:10.076	1:16.881	44.234	100.4	27:17.299	1	3:13.679	1:02.725	1:24.997	45.957	130.2	3:13.679	
10	2:52.077	49.116	1:18.538	44.423	146.5	30:09.376	2	2:51.854	49.727	1:18.750	43.377	146.7	6:05.533	
							3	<b>2:47.378</b>	48.803	<b>1:15.365</b>	<b>43.210</b>	150.6	8:52.911	
<b>4</b>	<b>Benjamin VAN DEN BERG</b>						NL	4	2:47.612	48.572	1:15.547	43.493	150.4	11:40.523
	Harders Plaza						Clio3	5	2:48.240	48.985	1:15.456	43.799	149.9	14:28.763
1	3:22.937	58.059	1:35.369	49.509	124.2	3:22.937	6	2:49.640	48.769	1:16.579	44.292	148.6	17:18.403	
2	3:05.056	54.195	1:22.043	48.818	136.3	6:27.993	7	2:55.648 <b>B</b>	<b>48.206</b>	1:16.019	51.423	143.5	20:14.051	
3	2:55.736	51.477	1:18.612	45.647	143.5	9:23.729	8	7:07.061	4:55.254	1:19.122	52.685	59.0	27:21.112	
4	2:55.199	51.847	<b>1:17.728</b>	45.624	143.9	12:18.928	9	2:48.755	48.791	1:16.437	43.527	149.4	30:09.867	
5	3:08.487 <b>B</b>	51.733	1:20.163	56.591	133.8	15:27.415								
6	5:49.516	3:44.491	1:19.363	45.662	72.1	21:16.931	<b>12</b>	<b>Martin DE KLEIJN</b>						NL
7	2:55.725	51.645	1:18.628	<b>45.452</b>	143.5	24:12.656		Certainty Racing Team						Clio4
8	<b>2:54.664</b>	<b>50.634</b>	1:18.421	45.609	144.4	27:07.320	1	3:43.100	1:15.341	1:38.201	49.558	113.0	3:43.100	
9	3:19.210 <b>B</b>	54.592	1:27.551	57.067	126.6	30:26.530	2	2:58.719	54.082	1:19.015	45.622	141.1	6:41.819	
							3	2:52.814	50.649	1:17.102	45.063	145.9	9:34.633	
<b>5</b>	<b>Niels KOOL</b>						NL	4	2:53.267	50.378	1:17.652	45.237	145.5	12:27.900
	Kool racing						Clio4	5	2:52.143	<b>50.237</b>	<b>1:16.938</b>	44.968	146.5	15:20.043
1	2:57.423	49.366	1:22.739	45.318	142.1	2:57.423	6	3:23.308 <b>B</b>	53.245	1:27.561	1:02.502	124.0	18:43.351	
2	3:30.774	50.484	1:54.242	46.048	119.6	6:28.197	7	6:32.943	4:22.766	1:24.349	45.828	64.2	25:16.294	
3	2:51.646	50.435	1:16.713	44.498	146.9	9:19.843	8	2:53.315	51.094	1:17.360	44.861	145.5	28:09.609	
4	2:49.470	49.638	<b>1:15.751</b>	44.081	148.8	12:09.313	9	<b>2:52.064</b>	50.524	1:17.177	<b>44.363</b>	146.5	31:01.673	
5	<b>2:49.133</b>	49.207	1:16.077	<b>43.849</b>	149.1	14:58.446								
6	2:57.231 <b>B</b>	49.458	1:16.513	51.260	142.3	17:55.677	<b>16</b>	<b>Martijn KOOL</b>						NL
7	4:06.673	2:05.573	1:16.853	44.247	102.2	22:02.350		Prezenzaracing.eu						Clio3
8	2:49.701	<b>49.150</b>	1:16.273	44.278	148.6	24:52.051	1	3:51.357	1:08.970	1:45.567	56.820	109.0	3:51.357	
9	2:51.124	50.248	1:16.671	44.205	147.3	27:43.175	2	3:07.465	55.256	1:25.140	47.069	134.5	6:58.822	
10	2:49.719	49.274	1:16.356	44.089	148.6	30:32.894	3	3:02.346	52.320	1:23.441	46.585	138.3	10:01.168	
							4	3:00.105	<b>51.827</b>	1:21.941	46.337	140.0	13:01.273	
<b>6</b>	<b>Marcel DEKKER</b>						NL	5	2:59.654	52.589	1:21.101	45.964	140.3	16:00.927
	Dekker Racing						Clio4	6	2:59.392	52.690	1:20.678	46.024	140.6	19:00.319
1	3:17.227	1:03.786	1:25.999	47.442	127.8	3:17.227	7	2:59.216	52.332	1:20.619	46.265	140.7	21:59.535	
2	2:53.392	50.907	1:18.578	43.907	145.4	6:10.619	8	<b>2:58.876</b>	52.497	1:20.417	<b>45.962</b>	141.0	24:58.411	
3	2:49.309	49.103	1:16.062	44.144	148.9	8:59.928	9	3:10.126 <b>B</b>	51.883	<b>1:20.364</b>	57.879	132.6	28:08.537	
4	<b>2:49.138</b>	49.436	1:15.789	43.913	149.1	11:49.066								
5	2:51.189	<b>49.012</b>	1:18.072	44.105	147.3	14:40.255	<b>17</b>	<b>Michael BLEEKEMOLEN</b>						NL
6	2:49.448	49.287	1:15.959	44.202	148.8	17:29.703		Bleekemolen						Clio4
7	2:56.939 <b>B</b>	49.838	1:15.878	51.223	142.5	20:26.642	1	3:18.359	1:01.528	1:27.539	49.292	127.1	3:18.359	
8	5:57.906	3:50.737	1:22.957	44.212	70.4	26:24.548	2	2:56.305	52.398	1:19.525	44.382	143.0	6:14.664	
9	2:49.218	49.298	<b>1:15.786</b>	44.134	149.0	29:13.766	3	2:50.991	50.323	1:16.913	43.755	147.5	9:05.655	
10	2:50.168	49.779	1:16.524	<b>43.865</b>	148.2	32:03.934	4	2:50.300	49.643	1:17.049	43.608	148.1	11:55.955	
							5	2:49.172	49.311	1:16.461	<b>43.400</b>	149.0	14:45.127	
<b>7</b>	<b>Marco DITZEL</b>						NL	6	<b>2:48.792</b>	<b>49.041</b>	<b>1:16.255</b>	43.436	149.4	17:33.859
	Ditzel						Clio4	7	2:49.337	49.085	1:16.559	43.693	148.9	20:23.196
1	3:29.879	59.706	1:37.232	52.941	120.1	3:29.879	8	3:01.806 <b>B</b>	49.615	1:17.120	55.071	138.7	23:25.002	
2	3:14.770	55.896	1:29.344	49.530	129.5	6:44.649	9	5:21.702	3:20.016	1:17.322	44.364	78.4	28:46.704	
							10	2:50.267	49.769	1:16.679	43.819	148.1	31:36.971	



## CLIO CUP BENELUX SPA RACING FESTIVAL FREE PRACTICE 1

### Analysis

Lap	Time	Sector 1	Sector 2	Sector 3	Kph	Elapsed	Lap	Time	Sector 1	Sector 2	Sector 3	Kph	Elapsed
<b>21</b> <b>Stephane POLDERMAN</b> BEL Pujolar Racing Clio4							4	3:08.998 <b>B</b>	52.587	1:21.762	54.649	133.4	12:36.821
1	3:21.900	56.532	1:36.282	49.086	124.9	3:21.900	5	5:48.262	3:38.659	1:22.964	46.639	72.4	18:25.083
2	3:03.569	54.058	1:22.407	47.104	137.4	6:25.469	6	3:00.576	52.806	1:21.405	46.365	139.6	21:25.659
3	3:10.536 <b>B</b>	51.339	1:20.368	58.829	132.3	9:36.005	7	2:58.467	52.055	1:20.339	46.073	141.3	24:24.126
4	7:14.701	5:09.478	1:20.105	45.118	58.0	16:50.706	8	2:58.362	52.249	1:19.558	46.555	141.4	27:22.488
5	2:53.382	51.141	1:17.581	44.660	145.4	19:44.088	9	2:58.036	52.066	1:19.706	46.264	141.6	30:20.524
6	2:51.052	49.813	1:17.244	43.995	147.4	22:35.140							
7	2:51.943	51.134	1:16.819	43.990	146.6	25:27.083							
8	2:51.401	49.723	1:17.326	44.352	147.1	28:18.484							
9	2:51.319	49.699	1:17.374	44.246	147.2	31:09.803							
<b>23</b> <b>Jos VELDBOER</b> NL Dekker Racing Clio3													
1	3:41.563	1:12.659	1:37.930	50.974	113.8	3:41.563							
2	3:13.136	57.436	1:27.124	48.576	130.6	6:54.699							
3	3:07.731	54.429	1:24.633	48.669	134.3	10:02.430							
4	3:08.138	53.812	1:25.541	48.785	134.0	13:10.568							
5	3:08.105	54.074	1:25.141	48.890	134.0	16:18.673							
6	3:08.205	54.996	1:24.974	48.235	134.0	19:26.878							
7	3:06.546	53.712	1:24.279	48.555	135.2	22:33.424							
8	3:05.269	53.787	1:23.642	47.840	136.1	25:38.693							
9	3:06.085	54.256	1:23.982	47.847	135.5	28:44.778							
10	3:07.305	55.176	1:23.831	48.298	134.6	31:52.083							
<b>36</b> <b>Wilbert VAN DEN BURG</b> NL Visual Art Clio3													
1	4:10.769 <b>B</b>	1:05.139	1:51.662	1:13.968	100.5	4:10.769							
2	4:39.126	2:00.826	1:38.581	59.719	90.3	8:49.895							
3	3:43.913	1:06.071	1:39.050	58.792	112.6	12:33.808							
4	3:41.762	1:04.690	1:39.928	57.144	113.7	16:15.570							
5	3:23.655	1:00.850	1:30.548	52.257	123.8	19:39.225							
6	3:02.634	53.478	1:23.078	46.078	138.1	22:41.859							
7	2:57.257	51.916	1:19.060	46.281	142.2	25:39.116							
8	2:56.651	52.474	1:18.382	45.795	142.7	28:35.767							
9	3:18.999	52.300	1:28.972	57.727	126.7	31:54.766							
<b>45</b> <b>Marcel VAN DE MAAT</b> NL BS Racing Clio3													
1	3:21.317	53.557	1:35.279	52.481	125.2	3:21.317							
2	3:22.394	1:00.667	1:28.652	53.075	124.6	6:43.711							
3	3:10.082	55.171	1:26.163	48.748	132.6	9:53.793							
4	3:16.196 <b>B</b>	53.780	1:23.709	58.707	128.5	13:09.989							
5	6:58.652	4:45.984	1:24.047	48.621	60.2	20:08.641							
6	3:03.968	53.291	1:23.075	47.602	137.1	23:12.609							
7	3:02.771	53.021	1:22.388	47.362	138.0	26:15.380							
8	3:00.785	52.318	1:21.416	47.051	139.5	29:16.165							
9	3:10.894 <b>B</b>	53.037	1:21.952	55.905	132.1	32:27.059							
<b>49</b> <b>Peter SCHREURS</b> NL BS Racing Clio3													
1	3:15.223	49.566	1:33.908	51.749	129.2	3:15.223							
2	3:11.089	56.757	1:25.730	48.602	131.9	6:26.312							
3	3:01.511	52.953	1:22.067	46.491	138.9	9:27.823							
<b>50</b> <b>Loris HEZEMANS</b> BEL Carsport Holland Clio4													
1	2:59.189	49.654	1:23.908	45.627	140.7	2:59.189							
2	2:53.986	51.230	1:18.044	44.712	144.9	5:53.175							
3	2:51.052	50.416	1:16.567	44.069	147.4	8:44.227							
4	2:50.262	50.129	1:16.133	44.000	148.1	11:34.489							
5	2:50.186	49.870	1:16.127	44.189	148.2	14:24.675							
6	2:58.538 <b>B</b>	49.867	1:15.925	52.746	141.2	17:23.213							
7	4:12.887	2:10.432	1:17.960	44.495	99.7	21:36.100							
8	2:49.692	49.829	1:16.027	43.836	148.6	24:25.792							
9	2:50.466	49.866	1:16.528	44.072	147.9	27:16.258							
10	2:49.048	49.506	1:15.907	43.635	149.2	30:05.306							
<b>55</b> <b>Rene STEENMETZ</b> NL Pujolar Racing Clio4													
1	3:13.932	52.363	1:32.193	49.376	130.0	3:13.932							
2	3:04.215	53.587	1:25.010	45.618	136.9	6:18.147							
3	2:56.688	51.634	1:19.554	45.500	142.7	9:14.835							
4	3:07.460 <b>B</b>	50.883	1:19.014	57.563	134.5	12:22.295							
5	4:09.649	2:06.903	1:18.419	44.327	101.0	16:31.944							
6	2:52.254	50.405	1:17.302	44.547	146.4	19:24.198							
7	2:52.585	50.250	1:17.119	45.216	146.1	22:16.783							
8	2:51.421	49.783	1:17.719	43.919	147.1	25:08.204							
9	2:53.083	49.960	1:18.925	44.198	145.7	28:01.287							
10	2:52.311	50.030	1:17.009	45.272	146.3	30:53.598							
<b>69</b> <b>Jelle BEELEN</b> NL Las Moras Racing Team Clio4													
1	3:11.337	54.645	1:28.754	47.938	131.8	3:11.337							
2	2:57.334	51.491	1:20.515	45.328	142.2	6:08.671							
3	2:52.569	50.518	1:17.619	44.432	146.1	9:01.240							
4	2:50.890	49.469	1:17.097	44.324	147.5	11:52.130							
5	2:51.433	49.458	1:17.723	44.252	147.1	14:43.563							
6	3:02.438 <b>B</b>	49.529	1:18.390	54.519	138.2	17:46.001							
7	5:15.037	3:10.414	1:19.476	45.147	80.0	23:01.038							
8	2:52.040	50.330	1:17.316	44.394	146.6	25:53.078							
9	2:52.026	49.952	1:17.511	44.563	146.6	28:45.104							
10	2:54.697	49.724	1:17.597	47.376	144.3	31:39.801							
<b>70</b> <b>Max BRAAMS</b> NL Las Moras Racing Team Clio4													
1	3:16.823	1:02.559	1:26.732	47.532	128.1	3:16.823							
2	2:56.346	51.448	1:20.282	44.616	143.0	6:13.169							
3	2:52.176	49.697	1:17.933	44.546	146.4	9:05.345							
4	3:00.330 <b>B</b>	50.185	1:18.209	51.936	139.8	12:05.675							
5	6:34.657	4:29.888	1:19.682	45.087	63.9	18:40.332							
6	2:51.601	49.917	1:17.524	44.160	146.9	21:31.933							
7	2:49.549	49.171	1:16.513	43.865	148.7	24:21.482							
8	2:49.866	49.012	1:16.691	44.163	148.4	27:11.348							



## CLIO CUP BENELUX SPA RACING FESTIVAL FREE PRACTICE 1

### Analysis


■ Personal Best   
 ■ Session Best   
 B Crossing the finish line in pit lane

Lap	Time	Sector 1	Sector 2	Sector 3	Kph	Elapsed	Lap	Time	Sector 1	Sector 2	Sector 3	Kph	Elapsed
9	2:59.899 <b>B</b>	49.529	1:17.605	52.765	140.2	30:11.247							

77 Stan VAN OORD								NL
Certainty Racing Team								Clio3
1	3:35.830	1:12.912	1:32.966	49.952	116.8	3:35.830		
2	3:05.523	55.478	1:22.814	47.231	135.9	6:41.353		
3	2:58.232	53.310	1:19.075	45.847	141.5	9:39.585		
4	2:57.130	53.153	1:18.316	45.661	142.3	12:36.715		
5	3:06.327 <b>B</b>	52.868	1:18.366	55.093	135.3	15:43.042		
6	5:16.732	3:07.198	1:21.326	48.208	79.6	20:59.774		
7	2:56.877	52.701	1:18.180	45.996	142.6	23:56.651		
8	2:56.653	52.647	1:18.163	45.843	142.7	26:53.304		
9	2:56.291	52.470	1:18.211	45.610	143.0	29:49.595		
10	<span style="background-color: green;">2:55.652</span>	<span style="background-color: green;">52.331</span>	<span style="background-color: green;">1:17.762</span>	<span style="background-color: green;">45.559</span>	143.5	32:45.247		

99 Maurits SANDBERG								NL
Certainty Racing Team								Clio4
1	3:31.264	1:08.030	1:32.724	50.510	119.3	3:31.264		
2	3:05.201	54.187	1:23.395	47.619	136.1	6:36.465		
3	2:56.898	51.654	1:19.984	45.260	142.5	9:33.363		
4	2:56.714	51.442	1:19.893	45.379	142.7	12:30.077		
5	2:55.311	50.970	1:19.203	45.138	143.8	15:25.388		
6	2:55.697	<span style="background-color: green;">50.613</span>	1:20.028	45.056	143.5	18:21.085		
7	<span style="background-color: green;">2:54.527</span>	50.903	<span style="background-color: green;">1:18.734</span>	<span style="background-color: green;">44.890</span>	144.5	21:15.612		
8	2:55.657	51.093	1:19.277	45.287	143.5	24:11.269		
9	2:59.599	50.958	1:20.486	48.155	140.4	27:10.868		
10	3:00.223	51.509	1:20.890	47.824	139.9	30:11.091		





## CLIO CUP BENELUX SPA RACING FESTIVAL FREE PRACTICE 2

### Classification


Nr.	Driver	Nat	Team	Car	Time	Lap	Total	Gap	Kph
1	3 Robert VAN DEN BERG	NL	Harders Plaza	Clio4	<b>2:47.106</b>	4	10	-	150.9
2	10 Niels LANGEVELD	NL	Certainty Racing Team	Clio4	<b>2:47.348</b>	4	10	+0.242	150.7
3	19 Melvin DE GROOT	NL	Bleekemolen	Clio4	<b>2:47.479</b>	9	10	+0.373	150.6
4	50 Loris HEZEMANS	BEL	Carsport Holland	Clio4	<b>2:47.534</b>	5	10	+0.428	150.5
5	17 Pim VAN RIET	NL	Bleekemolen	Clio4	<b>2:48.057</b>	3	7	+0.951	150.0
6	18 Michael BLEEKEMOLEN	NL	Bleekemolen	Clio4	<b>2:48.231</b>	4	8	+1.125	149.9
7	6 Marcel DEKKER	NL	Dekker Racing	Clio4	<b>2:48.274</b>	9	10	+1.168	149.8
8	5 Niels KOOL	NL	Kool racing	Clio4	<b>2:49.370</b>	10	10	+2.264	148.9
9	55 Rene STEENMETZ	NL	Pujolar Racing	Clio4	<b>2:49.655</b>	10	10	+2.549	148.6
10	69 Jelle BEELEN	NL	Las Moras Racing Team	Clio4	<b>2:50.055</b>	11	11	+2.949	148.3
11	64 Regis GOSSELIN	BEL	Verschuur F Team	Clio4	<b>2:50.116</b>	8	11	+3.010	148.2
12	70 Max BRAAAMS	NL	Las Moras Racing Team	Clio4	<b>2:50.256</b>	10	10	+3.150	148.1
13	21 Stephane POLDERMAN	BEL	Pujolar Racing	Clio4	<b>2:50.387</b>	6	10	+3.281	148.0
14	12 Martin DE KLEIJN	NL	Certainty Racing Team	Clio4	<b>2:52.332</b>	4	11	+5.226	146.3
15	36 Wilbert VAN DEN BURG	NL	Visual Art	Clio3	<b>2:53.503</b>	9	10	+6.397	145.3
16	4 Benjamin VAN DEN BERG	NL	Harders Plaza	Clio3	<b>2:53.531</b>	6	9	+6.425	145.3
17	77 Stan VAN OORD	NL	Certainty Racing Team	Clio3	<b>2:54.666</b>	6	9	+7.560	144.4
18	7 Marco DITZEL	NL	Ditzel	Clio4	<b>2:56.868</b>	8	10	+9.762	142.6
19	99 Maurits SANDBERG	NL	Certainty Racing Team	Clio4	<b>2:56.890</b>	7	9	+9.784	142.5
20	49 Peter SCHREURS	NL	BS Racing	Clio3	<b>2:57.098</b>	4	9	+9.992	142.4
21	16 Martijn KOOL	NL	Presenraracing.eu	Clio3	<b>2:57.959</b>	5	6	+10.853	141.7
22	45 Marcel VAN DE MAAT	NL	BS Racing	Clio3	<b>3:02.164</b>	6	9	+15.058	138.4
23	23 Jos VELDBOER	NL	Dekker Racing	Clio3	<b>3:04.073</b>	7	7	+16.967	137.0

<b>Fastest Lap</b>	Lap 4	Robert VAN DEN BERG	<b>2:47.106</b>	150.9 Kph
--------------------	-------	---------------------	-----------------	-----------

Published at: .....

Track Status: **DRY**


Race Director:	Timekeeper:
----------------	-------------



## CLIO CUP BENELUX SPA RACING FESTIVAL FREE PRACTICE 2

### Best Sector Times


SECTOR 1			SECTOR 2			SECTOR 3			Pos	Driver	Ideal Lap	Best Lap
Pos	Driver	Time	Driver	Time	Driver	Time						
1	10 N.LANGEVELD	48.243	10 N.LANGEVELD	1:15.141	3 R.VAN DEN BERG	43.155	1	10 N.LANGEVELD	2'46.735	2:47.348	(2)	
2	19 M.DE GROOT	48.346	19 M.DE GROOT	1:15.261	18 M.BLEEKEMOLEN	43.180	2	3 R.VAN DEN BERG	2'46.973	2:47.106	(1)	
3	3 R.VAN DEN BERG	48.433	6 M.DEKKER	1:15.316	10 N.LANGEVELD	43.351	3	19 M.DE GROOT	2'47.113	2:47.479	(3)	
4	5 N.KOOL	48.680	3 R.VAN DEN BERG	1:15.385	50 L.HEZEMANS	43.363	4	50 L.HEZEMANS	2'47.534	2:47.534	(4)	
5	50 L.HEZEMANS	48.753	17 P.VAN RIET	1:15.390	17 P.VAN RIET	43.446	5	17 P.VAN RIET	2'47.652	2:48.057	(5)	
6	18 M.BLEEKEMOLEN	48.753	50 L.HEZEMANS	1:15.418	19 M.DE GROOT	43.506	6	18 M.BLEEKEMOLEN	2'47.665	2:48.231	(6)	
7	17 P.VAN RIET	48.816	18 M.BLEEKEMOLEN	1:15.732	6 M.DEKKER	43.563	7	6 M.DEKKER	2'47.734	2:48.274	(7)	
8	6 M.DEKKER	48.855	21 S.POLDERMAN	1:15.884	55 R.STEENMETZ	43.836	8	5 N.KOOL	2'49.085	2:49.370	(8)	
9	70 M.BRAAMS	48.869	55 R.STEENMETZ	1:16.290	64 R.GOSSELIN	43.836	9	64 R.GOSSELIN	2'49.342	2:50.116	(11)	
10	64 R.GOSSELIN	48.952	5 N.KOOL	1:16.503	70 M.BRAAMS	43.865	10	21 S.POLDERMAN	2'49.438	2:50.387	(13)	
11	69 J.BEELLEN	49.073	64 R.GOSSELIN	1:16.554	5 N.KOOL	43.902	11	55 R.STEENMETZ	2'49.644	2:49.655	(9)	
12	21 S.POLDERMAN	49.423	69 J.BEELLEN	1:16.809	69 J.BEELLEN	44.026	12	69 J.BEELLEN	2'49.908	2:50.055	(10)	
13	55 R.STEENMETZ	49.518	12 M.DE KLEIJN	1:17.143	21 S.POLDERMAN	44.131	13	70 M.BRAAMS	2'49.915	2:50.256	(12)	
14	12 M.DE KLEIJN	50.067	70 M.BRAAMS	1:17.181	12 M.DE KLEIJN	44.502	14	12 M.DE KLEIJN	2'51.712	2:52.332	(14)	
15	4 B.VAN DEN BERG	50.403	77 S.VAN OORD	1:17.268	4 B.VAN DEN BERG	45.016	15	4 B.VAN DEN BERG	2'52.984	2:53.531	(16)	
16	7 M.DITZEL	50.418	36 W.VAN DEN BURG	1:17.422	36 W.VAN DEN BURG	45.332	16	36 W.VAN DEN BURG	2'53.305	2:53.503	(15)	
17	36 W.VAN DEN BURG	50.551	4 B.VAN DEN BERG	1:17.565	49 P.SCHREURS	45.359	17	77 S.VAN OORD	2'54.460	2:54.666	(17)	
18	99 M.SANDBERG	51.030	49 P.SCHREURS	1:19.334	99 M.SANDBERG	45.481	18	7 M.DITZEL	2'56.235	2:56.868	(18)	
19	16 M.KOOL	51.043	99 M.SANDBERG	1:19.862	77 S.VAN OORD	45.595	19	99 M.SANDBERG	2'56.373	2:56.890	(19)	
20	77 S.VAN OORD	51.597	7 M.DITZEL	1:20.173	7 M.DITZEL	45.644	20	49 P.SCHREURS	2'56.624	2:57.098	(20)	
21	49 P.SCHREURS	51.931	16 M.KOOL	1:20.539	16 M.KOOL	45.770	21	16 M.KOOL	2'57.352	2:57.959	(21)	
22	45 M.VAN DE MAAT	52.817	45 M.VAN DE MAAT	1:21.330	45 M.VAN DE MAAT	47.473	22	45 M.VAN DE MAAT	3'01.620	3:02.164	(22)	
23	23 J.VELDBOER	53.233	23 J.VELDBOER	1:22.715	23 J.VELDBOER	47.904	23	23 J.VELDBOER	3'03.852	3:04.073	(23)	



## CLIO CUP BENELUX SPA RACING FESTIVAL After FREE PRACTICE 2

Event maximum speed


Driver	Team	Car	Class	Top Speed	Lap	Session
3 Robert VAN DEN BERG	Harders Plaza	Clio4		211.8	6	FREE PRACTICE 1
19 Melvin DE GROOT	Bleekemolen	Clio4		211.4	5	FREE PRACTICE 2
50 Loris HEZEMANS	Carsport Holland	Clio4	JUN	211.4	4	FREE PRACTICE 2
18 Michael BLEEKEMOLEN	Bleekemolen	Clio4		210.5	2	FREE PRACTICE 2
69 Jelle BEELEN	Las Moras Racing Team	Clio4	JUN	210.1	6	FREE PRACTICE 2
10 Niels LANGEVELD	Certainty Racing Team	Clio4		209.3	9	FREE PRACTICE 2
17 Pim VAN RIET	Bleekemolen	Clio4		209.3	4	FREE PRACTICE 1
64 Regis GOSSELIN	Verschuur F Team	Clio4	JUN	208.9	7	FREE PRACTICE 2
70 Max BRAAMS	Las Moras Racing Team	Clio4	JUN	208.9	4	FREE PRACTICE 2
6 Marcel DEKKER	Dekker Racing	Clio4	JUN	208.5	3	FREE PRACTICE 1
5 Niels KOOL	Kool racing	Clio4	JUN	208.1	4	FREE PRACTICE 2
21 Stephane POLDERMAN	Pujolar Racing	Clio4		206.9	9	FREE PRACTICE 2
12 Martin DE KLEIJN	Certainty Racing Team	Clio4		204.5	4	FREE PRACTICE 1
55 Rene STEENMETZ	Pujolar Racing	Clio4		203.8	8	FREE PRACTICE 2
7 Marco DITZEL	Ditzel	Clio4		201.1	8	FREE PRACTICE 2
99 Maurits SANDBERG	Certainty Racing Team	Clio4		200.7	5	FREE PRACTICE 1
4 Benjamin VAN DEN BERG	Harders Plaza	Clio3	JUN	197.8	8	FREE PRACTICE 1
36 Wilbert VAN DEN BURG	Visual Art	Clio3		197.4	8	FREE PRACTICE 2
49 Peter SCHREURS	BS Racing	Clio3		196.0	8	FREE PRACTICE 2
16 Martijn KOOL	Presenzaracing.eu	Clio3		195.7	4	FREE PRACTICE 2
77 Stan VAN OORD	Certainty Racing Team	Clio3	JUN	192.5	3	FREE PRACTICE 2
45 Marcel VAN DE MAAT	BS Racing	Clio3		191.2	6	FREE PRACTICE 2
23 Jos VELDBOER	Dekker Racing	Clio3		189.5	7	FREE PRACTICE 2



## CLIO CUP BENELUX SPA RACING FESTIVAL FREE PRACTICE 2

### Fastest Lap Sequence

Practice Time	Driver	Team	Car	Class	Time	Kph	Lap
5:53.420	69 Jelle BEELEN	Las Moras Racing Team	Clio4	JUN	<b>2:52.458</b>	146.2	2
6:01.991	19 Melvin DE GROOT	Bleekemolen	Clio4		<b>2:48.638</b>	149.5	2
8:50.015	19 Melvin DE GROOT	Bleekemolen	Clio4		<b>2:48.024</b>	150.1	3
9:02.489	10 Niels LANGEVELD	Certainty Racing Team	Clio4		<b>2:47.361</b>	150.7	3
9:03.221	3 Robert VAN DEN BERG	Harders Plaza	Clio4		<b>2:47.223</b>	150.8	3
11:50.327	3 Robert VAN DEN BERG	Harders Plaza	Clio4		<b>2:47.106</b>	150.9	4




## CLIO CUP BENELUX SPA RACING FESTIVAL FREE PRACTICE 2

### Analysis

■ Personal Best ■ Session Best B Crossing the finish line in pit lane

Lap	Time	Sector 1	Sector 2	Sector 3	Kph	Elapsed	Lap	Time	Sector 1	Sector 2	Sector 3	Kph	Elapsed		
<b>3</b>	<b>Robert VAN DEN BERG</b>						NL	3	2:59.599	51.762	1:21.893	45.944	140.4	9:30.611	
	Harders Plaza						Clio4	4	3:00.103	51.310	1:22.352	46.441	140.0	12:30.714	
1	3:20.340	52.097	1:40.101	48.142	125.9	3:20.340	5	3:06.679 <b>B</b>	51.588	1:21.651	53.440	135.1	15:37.393		
2	2:55.658	51.579	1:19.338	44.741	143.5	6:15.998	6	4:28.540	2:21.880	1:20.774	45.886	93.9	20:05.933		
3	2:47.223	48.642	1:15.426	<b>43.155</b>	150.8	9:03.221	7	2:58.865	51.466	1:20.270	47.129	141.0	23:04.798		
4	<b>2:47.106</b>	<b>48.433</b>	<b>1:15.385</b>	43.288	150.9	11:50.327	8	<b>2:56.868</b>	50.780	<b>1:20.173</b>	45.915	142.6	26:01.666		
5	2:58.581 <b>B</b>	48.553	1:17.809	52.219	141.2	14:48.908	9	2:57.205	50.707	1:20.854	<b>45.644</b>	142.3	28:58.871		
6	5:09.249	3:07.405	1:17.091	44.753	81.5	19:58.157	10	3:16.337 <b>B</b>	<b>50.418</b>	1:20.298	1:05.621	128.4	32:15.208		
7	2:48.834	49.327	1:16.095	43.412	149.3	22:46.991									
8	2:51.307	48.590	1:18.950	43.767	147.2	25:38.298									
9	2:49.403	49.359	1:16.598	43.446	148.8	28:27.701									
10	2:48.256	48.668	1:16.015	43.573	149.9	31:15.957									
<b>4</b>	<b>Benjamin VAN DEN BERG</b>						NL	<b>10</b>	<b>Niels LANGEVELD</b>						NL
	Harders Plaza						Clio3		Certainty Racing Team						Clio4
1	3:36.407	55.661	1:38.656	1:02.090	116.5	3:36.407	1	3:19.366	1:05.456	1:26.184	47.726	126.5	3:19.366		
2	3:29.729 <b>B</b>	54.350	1:26.984	1:08.395	120.2	7:06.136	2	2:55.762	51.715	1:19.300	44.747	143.5	6:15.128		
3	3:06.138	1:01.522	1:18.701	45.915	135.5	10:12.274	3	2:47.361	48.824	<b>1:15.141</b>	43.396	150.7	9:02.489		
4	2:55.219	51.730	1:18.448	45.041	143.9	13:07.493	4	<b>2:47.348</b>	48.767	1:15.230	<b>43.351</b>	150.7	11:49.837		
5	2:54.552	<b>50.403</b>	1:19.048	45.101	144.5	16:02.045	5	2:57.773 <b>B</b>	49.137	1:16.468	52.168	141.8	14:47.610		
6	<b>2:53.531</b>	50.950	<b>1:17.565</b>	<b>45.016</b>	145.3	18:55.576	6	5:11.371	3:09.050	1:17.129	45.192	81.0	19:58.981		
7	3:08.858 <b>B</b>	52.191	1:20.497	56.170	133.5	22:04.434	7	2:47.557	48.369	1:15.634	43.554	150.5	22:46.538		
8	6:28.381	4:17.229	1:23.936	47.216	64.9	28:32.815	8	2:52.805	48.955	1:19.463	44.387	145.9	25:39.343		
9	2:56.385	52.234	1:18.533	45.618	142.9	31:29.200	9	2:47.758	<b>48.243</b>	1:16.000	43.515	150.3	28:27.101		
							10	2:48.392	48.878	1:15.832	43.682	149.7	31:15.493		
<b>5</b>	<b>Niels KOOL</b>						NL	<b>12</b>	<b>Martin DE KLEIJN</b>						NL
	Kool racing						Clio4		Certainty Racing Team						Clio4
1	3:22.041	52.661	1:40.330	49.050	124.8	3:22.041	1	3:39.449	1:12.752	1:34.299	52.398	114.9	3:39.449		
2	2:55.846	51.461	1:19.057	45.328	143.4	6:17.887	2	2:53.736	51.180	1:17.688	44.868	145.1	6:33.185		
3	2:50.775	49.176	1:17.199	44.400	147.6	9:08.662	3	2:52.607	50.509	1:17.596	<b>44.502</b>	146.1	9:25.792		
4	2:57.248 <b>B</b>	<b>48.680</b>	1:17.396	51.172	142.3	12:05.910	4	<b>2:52.332</b>	50.517	1:17.161	44.654	146.3	12:18.124		
5	5:24.634	3:19.609	1:20.364	44.661	77.7	17:30.544	5	2:52.716	50.507	1:17.183	45.026	146.0	15:10.840		
6	2:50.956	48.961	1:16.975	45.020	147.5	20:21.500	6	2:53.864	50.829	<b>1:17.143</b>	45.892	145.0	18:04.704		
7	2:51.373	49.461	1:16.961	44.951	147.1	23:12.873	7	2:53.315	50.456	1:18.227	44.632	145.5	20:58.019		
8	2:52.219	49.456	1:18.730	44.033	146.4	26:05.092	8	2:54.204	<b>50.067</b>	1:19.422	44.715	144.7	23:52.223		
9	2:50.842	48.973	1:17.834	44.035	147.6	28:55.934	9	2:53.557	50.532	1:18.365	44.660	145.3	26:45.780		
10	<b>2:49.370</b>	48.965	<b>1:16.503</b>	<b>43.902</b>	148.9	31:45.304	10	2:52.896	50.510	1:17.584	44.802	145.8	29:38.676		
							11	2:52.622	50.292	1:17.342	44.988	146.1	32:31.298		
<b>6</b>	<b>Marcel DEKKER</b>						NL	<b>16</b>	<b>Martijn KOOL</b>						NL
	Dekker Racing						Clio4		Prezenzaracing.eu						Clio3
1	3:21.260	1:02.469	1:29.931	48.860	125.3	3:21.260	1	3:57.457	1:03.391	1:51.711	1:02.355	106.2	3:57.457		
2	2:55.828	51.422	1:19.025	45.381	143.4	6:17.088	2	3:07.540	56.002	1:24.033	47.505	134.4	7:04.997		
3	2:50.193	49.596	1:16.482	44.115	148.2	9:07.281	3	3:01.933	53.541	1:22.586	45.806	138.6	10:06.930		
4	3:00.082 <b>B</b>	49.606	1:18.335	52.141	140.0	12:07.363	4	2:58.966	52.254	1:20.581	46.131	140.9	13:05.896		
5	5:45.160	3:16.772	1:35.103	53.285	73.1	17:52.523	5	<b>2:57.959</b>	51.650	<b>1:20.539</b>	<b>45.770</b>	141.7	16:03.855		
6	2:48.717	49.312	1:15.453	43.952	149.4	20:41.240	6	3:14.212 <b>B</b>	<b>51.043</b>	1:23.412	59.757	129.8	19:18.067		
7	2:48.431	49.434	<b>1:15.316</b>	43.681	149.7	23:29.671									
8	2:49.513	49.158	1:16.593	43.762	148.7	26:19.184									
9	<b>2:48.274</b>	<b>48.855</b>	1:15.671	43.748	149.8	29:07.458									
10	2:49.974	50.052	1:16.359	<b>43.563</b>	148.3	31:57.432									
<b>7</b>	<b>Marco DITZEL</b>						NL	<b>17</b>	<b>Pim VAN RIET</b>						NL
	Ditzel						Clio4		Bleekemolen						Clio4
1	3:27.352	56.644	1:38.504	52.204	121.6	3:27.352	1	3:14.532	58.535	1:27.242	48.755	129.6	3:14.532		
2	3:03.660	53.465	1:22.843	47.352	137.3	6:31.012	2	2:50.155	50.634	1:16.075	<b>43.446</b>	148.2	6:04.687		
							3	<b>2:48.057</b>	49.045	1:15.507	43.505	150.0	8:52.744		
							4	2:48.092	49.168	<b>1:15.390</b>	43.534	150.0	11:40.836		
							5	2:48.303	<b>48.816</b>	1:16.030	43.457	149.8	14:29.139		
							6	2:59.901 <b>B</b>	49.710	1:16.260	53.931	140.2	17:29.040		
							7	6:26.118 <b>B</b>	4:10.586	1:18.384	57.148	65.3	23:55.158		






## CLIO CUP BENELUX SPA RACING FESTIVAL FREE PRACTICE 2

### Analysis

Lap	Time	Sector 1	Sector 2	Sector 3	Kph	Elapsed	Lap	Time	Sector 1	Sector 2	Sector 3	Kph	Elapsed
<b>64</b> Regis GOSSELIN Verschuur F Team Clio4													
1	3:02.017	39.833	1:29.644	52.540	138.5	3:02.017	1	4:39.305	2:14.232	1:31.780	53.293	90.3	4:39.305
2	2:52.982	50.247	1:17.899	44.836	145.8	5:54.999	2	3:11.587	55.887	1:26.260	49.440	131.6	7:50.892
3	2:51.003	49.249	1:17.364	44.390	147.4	8:46.002	3	3:08.018	51.856	1:21.949	54.213	134.1	10:58.910
4	2:52.169	49.114	1:18.404	44.651	146.4	11:38.171	4	4:37.555	2:22.770	1:24.206	50.579	90.8	15:36.465
5	2:52.256	49.480	1:18.343	44.433	146.4	14:30.427	5	2:59.508	51.490	1:21.603	46.415	140.5	18:35.973
6	2:51.072	49.140	1:17.900	44.572	146.9	17:22.039	6	2:59.291	52.406	1:20.856	46.029	140.6	21:35.264
7	2:51.072	48.952	1:17.274	44.846	147.4	20:13.111	7	2:56.890	51.547	1:19.862	45.481	142.5	24:32.154
8	2:50.116	49.441	1:16.691	43.984	148.2	23:03.227	8	3:01.884	51.413	1:23.789	46.682	138.6	27:34.038
9	2:50.722	49.447	1:17.267	44.008	147.7	25:53.949	9	2:57.001	51.030	1:19.944	46.027	142.5	30:31.039
10	2:50.215	49.499	1:16.554	44.162	148.1	28:44.164							
11	2:50.159	49.586	1:16.737	43.836	148.2	31:34.323							
<b>69</b> Jelle BEELEN Las Moras Racing Team Clio4													
1	3:00.962	38.987	1:30.084	51.891	139.3	3:00.962							
2	2:52.458	50.314	1:17.436	44.708	146.2	5:53.420							
3	2:51.465	50.355	1:16.809	44.301	147.1	8:44.885							
4	2:52.593	50.052	1:17.761	44.780	146.1	11:37.478							
5	2:52.601	49.535	1:17.999	45.067	146.1	14:30.079							
6	2:51.520	49.214	1:18.004	44.302	147.0	17:21.599							
7	2:51.874	49.268	1:18.030	44.576	146.7	20:13.473							
8	2:50.543	49.299	1:17.032	44.212	147.8	23:04.016							
9	2:50.655	49.250	1:17.354	44.051	147.7	25:54.671							
10	2:50.415	49.073	1:17.182	44.160	148.0	28:45.086							
11	2:50.055	49.133	1:16.896	44.026	148.3	31:35.141							
<b>70</b> Max BRAAMS Las Moras Racing Team Clio4													
1	3:00.256	38.380	1:30.177	51.699	139.9	3:00.256							
2	2:54.079	50.406	1:17.543	46.130	144.8	5:54.335							
3	2:51.062	49.590	1:17.278	44.194	147.4	8:45.397							
4	2:51.661	49.546	1:18.014	44.101	146.9	11:37.058							
5	2:52.656	49.717	1:17.227	45.712	146.0	14:29.714							
6	3:01.026	49.275	1:17.669	54.082	139.3	17:30.740							
7	4:56.444	2:53.685	1:17.878	44.881	85.1	22:27.184							
8	2:54.085	49.951	1:17.335	46.799	144.8	25:21.269							
9	2:50.536	49.085	1:17.586	43.865	147.9	28:11.805							
10	2:50.256	48.869	1:17.181	44.206	148.1	31:02.061							
<b>77</b> Stan VAN OORD Certainty Racing Team Clio3													
1	3:49.579	1:15.454	1:34.061	1:00.064	109.8	3:49.579							
2	3:06.375	55.210	1:23.451	47.714	135.3	6:55.954							
3	3:06.314	52.703	1:20.337	53.274	135.3	10:02.268							
4	5:15.215	3:04.055	1:23.097	48.063	80.0	15:17.483							
5	2:56.378	52.805	1:17.756	45.817	143.0	18:13.861							
6	2:54.666	51.763	1:17.308	45.595	144.4	21:08.527							
7	2:56.972	51.933	1:19.363	45.676	142.5	24:05.499							
8	2:55.706	51.597	1:18.198	45.911	143.5	27:01.205							
9	2:54.971	51.778	1:17.268	45.925	144.1	29:56.176							
<b>99</b> Maurits SANDBERG Certainty Racing Team Clio4													



## CLIO CUP BENELUX SPA RACING FESTIVAL QUALIFYING

### Final Classification

Nr.	Driver	Nat	Team	Car	Time	Lap	Total	Gap	Kph
1	19 Melvin DE GROOT	NL	Bleekemolen	Clio4	<b>2:46.500</b>	4	7	-	<b>151.4</b>
2	6 Marcel DEKKER	NL	Dekker Racing	Clio4	2:46.816	3	7	+0.316	151.1
3	18 Michael BLEEKEMOLEN	NL	Bleekemolen	Clio4	<b>2:46.823</b>	3	7	+0.323	151.1
4	17 Pim VAN RIET	NL	Bleekemolen	Clio4	<b>2:47.035</b>	3	7	+0.535	151.0
5	50 Loris HEZEMANS	BEL	Carsport Holland	Clio4	2:47.035	3	7	+0.535	151.0
6	3 Robert VAN DEN BERG	NL	Harders Plaza	Clio4	<b>2:47.293</b>	4	7	+0.793	150.7
7	10 Niels LANGEVELD	NL	Certainty Racing Team	Clio4	<b>2:47.380</b>	5	7	+0.880	150.6
8	70 Max BRAAMS	NL	Las Moras Racing Team	Clio4	2:47.636	3	7	+1.136	150.4
9	64 Regis GOSSELIN	BEL	Verschuur F Team	Clio4	2:47.850	5	7	+1.350	150.2
10	5 Niels KOOL	NL	Kool racing	Clio4	2:48.082	3	7	+1.582	150.0
11	55 Rene STEENMETZ	NL	Pujolar Racing	Clio4	<b>2:48.457</b>	6	7	+1.957	149.7
12	21 Stephane POLDERMAN	BEL	Pujolar Racing	Clio4	<b>2:48.679</b>	6	7	+2.179	149.5
13	69 Jelle BEELEN	NL	Las Moras Racing Team	Clio4	<b>2:48.995</b>	3	7	+2.495	149.2
14	12 Martin DE KLEIJN	NL	Certainty Racing Team	Clio4	<b>2:50.640</b>	3	7	+4.140	147.8
15	4 Benjamin VAN DEN BERG	NL	Harders Plaza	Clio3	2:51.467	4	7	+4.967	147.0
16	49 Peter SCHREURS	NL	BS Racing	Clio3	<b>2:52.278</b>	4	7	+5.778	146.4
17	36 Wilbert VAN DEN BURG	NL	Visual Art	Clio3	<b>2:52.441</b>	6	7	+5.941	146.2
18	77 Stan VAN OORD	NL	Certainty Racing Team	Clio3	<b>2:53.605</b>	3	7	+7.105	145.2
19	16 Martijn KOOL	NL	Prezenzaracing.eu	Clio3	<b>2:53.755</b>	5	6	+7.255	145.1
20	99 Maurits SANDBERG	NL	Certainty Racing Team	Clio4	<b>2:55.453</b>	6	7	+8.953	143.7
21	45 Marcel VAN DE MAAT	NL	BS Racing	Clio3	<b>2:56.448</b>	6	7	+9.948	142.9
22	7 Marco DITZEL	NL	Ditzel	Clio4	<b>2:57.660</b>	7	7	+11.160	141.9
23	23 Jos VELDBOER	NL	Dekker Racing	Clio3	<b>2:59.659</b>	7	7	+13.159	140.3

<b>Fastest Lap</b>	Lap 4	Melvin DE GROOT	<b>2:46.500</b>	151.4 Kph
--------------------	-------	-----------------	-----------------	-----------


SOME LAP TIMES DELETED FOR CARS N° 3, 5, 10, 17, 36, 45, 55, 77.

Published at: .....

Track Status: **DRY**

Stewards:	Timekeeper:
-----------	-------------





## CLIO CUP BENELUX SPA RACING FESTIVAL QUALIFYING

### Final Classification by 2nd Fastest Lap

Driver	Team	Vehicle	Time	Gap
1 19 Melvin DE GROOT	Bleekemolen	Clio4	<b>2:46.837</b>	-
2 50 Loris HEZEMANS	Carsport Holland	Clio4	<b>2:47.042</b>	+0.205
3 17 Pim VAN RIET	Bleekemolen	Clio4	<b>2:47.228</b>	+0.391
4 10 Niels LANGEVELD	Certainty Racing Team	Clio4	<b>2:47.381</b>	+0.544
5 3 Robert VAN DEN BERG	Harders Plaza	Clio4	<b>2:47.419</b>	+0.582
6 6 Marcel DEKKER	Dekker Racing	Clio4	<b>2:47.600</b>	+0.763
7 70 Max BRAAMS	Las Moras Racing Team	Clio4	<b>2:47.773</b>	+0.936
8 18 Michael BLEEKEMOLEN	Bleekemolen	Clio4	<b>2:47.804</b>	+0.967
9 64 Regis GOSSELIN	Vershuur F Team	Clio4	<b>2:48.035</b>	+1.198
10 21 Stephane POLDERMAN	Pujolar Racing	Clio4	<b>2:48.778</b>	+1.941
11 55 Rene STEENMETZ	Pujolar Racing	Clio4	<b>2:49.028</b>	+2.191
12 69 Jelle BEELEN	Las Moras Racing Team	Clio4	<b>2:49.302</b>	+2.465
13 5 Niels KOOL	Kool racing	Clio4	<b>2:49.570</b>	+2.733
14 12 Martin DE KLEIJN	Certainty Racing Team	Clio4	<b>2:50.927</b>	+4.090
15 4 Benjamin VAN DEN BERG	Harders Plaza	Clio3	<b>2:52.213</b>	+5.376
16 49 Peter SCHREURS	BS Racing	Clio3	<b>2:52.405</b>	+5.568
17 36 Wilbert VAN DEN BURG	Visual Art	Clio3	<b>2:52.447</b>	+5.610
18 16 Martijn KOOL	Presenzaracing.eu	Clio3	<b>2:54.014</b>	+7.177
19 77 Stan VAN OORD	Certainty Racing Team	Clio3	<b>2:54.202</b>	+7.365
20 99 Maurits SANDBERG	Certainty Racing Team	Clio4	<b>2:55.971</b>	+9.134
21 45 Marcel VAN DE MAAT	BS Racing	Clio3	<b>2:57.051</b>	+10.214
22 7 Marco DITZEL	Ditzel	Clio4	<b>2:59.438</b>	+12.601
23 23 Jos VELDBOER	Dekker Racing	Clio3	<b>2:59.884</b>	+13.047


<b>Fastest Lap</b>	Lap 4	Melvin DE GROOT	<b>2:46.500</b>	151.4 Kph
--------------------	-------	-----------------	-----------------	-----------

SOME LAP TIMES DELETED FOR CARS N° 3, 5, 10, 17, 36, 45, 55, 77.

Published at: .....

Track Status: **DRY**


Stewards:	Timekeeper:
-----------	-------------



## CLIO CUP BENELUX SPA RACING FESTIVAL QUALIFYING

### Best Sector Times


SECTOR 1			SECTOR 2			SECTOR 3			Pos	Driver	Ideal Lap	Best Lap
Pos	Driver	Time	Driver	Time	Driver	Time						
1	18 M.BLEEKEMOLEN	48.154	19 M.DE GROOT	1:14.437	18 M.BLEEKEMOLEN	42.898	1	19 M.DE GROOT	2'46.281	2:46.500	(1)	
2	50 L.HEZEMANS	48.389	17 P.VAN RIET	1:14.967	50 L.HEZEMANS	42.959	2	50 L.HEZEMANS	2'46.527	2:47.035	(5)	
3	6 M.DEKKER	48.417	10 N.LANGEVELD	1:14.969	3 R.VAN DEN BERG	43.015	3	18 M.BLEEKEMOLEN	2'46.594	2:46.823	(3)	
4	3 R.VAN DEN BERG	48.476	3 R.VAN DEN BERG	1:15.129	17 P.VAN RIET	43.034	4	3 R.VAN DEN BERG	2'46.620	2:47.293	(6)	
5	5 N.KOOL	48.547	70 M.BRAAMS	1:15.150	6 M.DEKKER	43.098	5	17 P.VAN RIET	2'46.645	2:47.035	(4)	
6	19 M.DE GROOT	48.625	50 L.HEZEMANS	1:15.179	10 N.LANGEVELD	43.200	6	6 M.DEKKER	2'46.799	2:46.816	(2)	
7	17 P.VAN RIET	48.644	64 R.GOSSELIN	1:15.248	19 M.DE GROOT	43.219	7	10 N.LANGEVELD	2'46.826	2:47.380	(7)	
8	10 N.LANGEVELD	48.657	6 M.DEKKER	1:15.284	55 R.STEENMETZ	43.353	8	70 M.BRAAMS	2'47.326	2:47.636	(8)	
9	70 M.BRAAMS	48.817	18 M.BLEEKEMOLEN	1:15.542	70 M.BRAAMS	43.359	9	5 N.KOOL	2'47.528	2:48.082	(10)	
10	64 R.GOSSELIN	49.054	5 N.KOOL	1:15.562	21 S.POLDERMAN	43.369	10	64 R.GOSSELIN	2'47.850	2:47.850	(9)	
11	55 R.STEENMETZ	49.055	21 S.POLDERMAN	1:15.706	5 N.KOOL	43.419	11	21 S.POLDERMAN	2'48.149	2:48.679	(12)	
12	21 S.POLDERMAN	49.074	69 J.BEELEN	1:15.786	64 R.GOSSELIN	43.548	12	55 R.STEENMETZ	2'48.447	2:48.457	(11)	
13	69 J.BEELEN	49.285	4 B.VAN DEN BERG	1:15.916	69 J.BEELEN	43.618	13	69 J.BEELEN	2'48.689	2:48.995	(13)	
14	12 M.DE KLEIJN	49.667	55 R.STEENMETZ	1:16.039	12 M.DE KLEIJN	43.989	14	12 M.DE KLEIJN	2'49.943	2:50.640	(14)	
15	36 W.VAN DEN BURG	50.056	12 M.DE KLEIJN	1:16.287	49 P.SCHREURS	44.347	15	4 B.VAN DEN BERG	2'51.300	2:51.467	(15)	
16	99 M.SANDBERG	50.779	49 P.SCHREURS	1:16.357	4 B.VAN DEN BERG	44.588	16	36 W.VAN DEN BURG	2'51.424	2:52.441	(17)	
17	4 B.VAN DEN BERG	50.796	77 S.VAN OORD	1:16.502	36 W.VAN DEN BURG	44.607	17	49 P.SCHREURS	2'51.888	2:52.278	(16)	
18	7 M.DITZEL	50.986	36 W.VAN DEN BURG	1:16.761	16 M.KOOL	44.676	18	77 S.VAN OORD	2'52.890	2:53.605	(18)	
19	49 P.SCHREURS	51.184	16 M.KOOL	1:17.169	77 S.VAN OORD	44.781	19	16 M.KOOL	2'53.293	2:53.755	(19)	
20	16 M.KOOL	51.448	45 M.VAN DE MAAT	1:18.880	99 M.SANDBERG	44.952	20	99 M.SANDBERG	2'55.031	2:55.453	(20)	
21	45 M.VAN DE MAAT	51.501	99 M.SANDBERG	1:19.300	7 M.DITZEL	45.536	21	45 M.VAN DE MAAT	2'56.124	2:56.448	(21)	
22	77 S.VAN OORD	51.607	23 J.VELDBOER	1:20.316	45 M.VAN DE MAAT	45.743	22	7 M.DITZEL	2'57.069	2:57.660	(22)	
23	23 J.VELDBOER	52.530	7 M.DITZEL	1:20.547	23 J.VELDBOER	46.723	23	23 J.VELDBOER	2'59.569	2:59.659	(23)	



## CLIO CUP BENELUX SPA RACING FESTIVAL After QUALIFYING

Event maximum speed


Driver	Team	Car	Class	Top Speed	Lap	Session
3 Robert VAN DEN BERG	Harders Plaza	Clio4		211.8	6	FREE PRACTICE 1
6 Marcel DEKKER	Dekker Racing	Clio4	JUN	211.8	4	QUALIFYING
17 Pim VAN RIET	Bleekemolen	Clio4		211.8	3	QUALIFYING
18 Michael BLEEKEMOLEN	Bleekemolen	Clio4		211.8	6	QUALIFYING
19 Melvin DE GROOT	Bleekemolen	Clio4		211.4	5	FREE PRACTICE 2
50 Loris HEZEMANS	Carsport Holland	Clio4	JUN	211.4	4	FREE PRACTICE 2
69 Jelle BEELEN	Las Moras Racing Team	Clio4	JUN	210.1	6	FREE PRACTICE 2
10 Niels LANGEVELD	Certainty Racing Team	Clio4		209.3	9	FREE PRACTICE 2
64 Regis GOSSELIN	Verschuur F Team	Clio4	JUN	208.9	7	FREE PRACTICE 2
70 Max BRAAMS	Las Moras Racing Team	Clio4	JUN	208.9	4	FREE PRACTICE 2
5 Niels KOOL	Kool racing	Clio4	JUN	208.1	4	FREE PRACTICE 2
55 Rene STEENMETZ	Pujolar Racing	Clio4		208.1	7	QUALIFYING
21 Stephane POLDERMAN	Pujolar Racing	Clio4		206.9	9	FREE PRACTICE 2
12 Martin DE KLEIJN	Certainty Racing Team	Clio4		204.5	4	FREE PRACTICE 1
7 Marco DITZEL	Ditzel	Clio4		201.1	8	FREE PRACTICE 2
99 Maurits SANDBERG	Certainty Racing Team	Clio4		200.7	5	FREE PRACTICE 1
4 Benjamin VAN DEN BERG	Harders Plaza	Clio3	JUN	197.8	8	FREE PRACTICE 1
36 Wilbert VAN DEN BURG	Visual Art	Clio3		197.4	8	FREE PRACTICE 2
49 Peter SCHREURS	BS Racing	Clio3		196.0	8	FREE PRACTICE 2
16 Martijn KOOL	Presenzaracing.eu	Clio3		195.7	4	FREE PRACTICE 2
77 Stan VAN OORD	Certainty Racing Team	Clio3	JUN	192.5	3	FREE PRACTICE 2
45 Marcel VAN DE MAAT	BS Racing	Clio3		191.8	4	QUALIFYING
23 Jos VELDBOER	Dekker Racing	Clio3		189.5	7	FREE PRACTICE 2



## CLIO CUP BENELUX SPA RACING FESTIVAL QUALIFYING

### Fastest Lap Sequence

Practice Time	Driver	Team	Car	Class	Time	Kph	Lap
6:05.682	<b>3 Robert VAN DEN BERG</b>	Harders Plaza	Clio4		<b>2:58.911</b>	140.9	2
6:13.444	<b>18 Michael BLEEKEMOLEN</b>	Bleekemolen	Clio4		<b>2:58.887</b>	141.0	2
6:14.674	<b>6 Marcel DEKKER</b>	Dekker Racing	Clio4	JUN	<b>2:58.809</b>	141.0	2
6:28.317	<b>70 Max BRAAMS</b>	Las Moras Racing Team	Clio4	JUN	<b>2:49.613</b>	148.7	2
8:54.942	<b>3 Robert VAN DEN BERG</b>	Harders Plaza	Clio4		<b>2:49.260</b>	149.0	3
8:58.557	<b>19 Melvin DE GROOT</b>	Bleekemolen	Clio4		<b>2:46.837</b>	151.1	3
9:00.267	<b>18 Michael BLEEKEMOLEN</b>	Bleekemolen	Clio4		<b>2:46.823</b>	151.1	3
9:01.490	<b>6 Marcel DEKKER</b>	Dekker Racing	Clio4	JUN	<b>2:46.816</b>	151.1	3
11:45.057	<b>19 Melvin DE GROOT</b>	Bleekemolen	Clio4		<b>2:46.500</b>	151.4	4




## CLIO CUP BENELUX SPA RACING FESTIVAL QUALIFYING

Analysis

■ Personal Best ■ Session Best B Crossing the finish line in pit lane

Lap	Time	Sector 1	Sector 2	Sector 3	Kph	Elapsed	Lap	Time	Sector 1	Sector 2	Sector 3	Kph	Elapsed
<b>3</b>	<b>Robert VAN DEN BERG</b> NL Harders Plaza Clio4						3	2:47.100	48.657	1:15.243	43.200	150.9	8:53.784
4	2:47.381	49.057	1:14.969	43.355	150.6	11:41.165	4	2:47.381	49.057	1:14.969	43.355	150.6	11:41.165
5	2:47.380	49.143	1:14.983	43.254	150.6	14:28.545	5	2:47.380	49.143	1:14.983	43.254	150.6	14:28.545
6	2:57.853 B	49.086	1:16.592	52.175	141.8	17:26.398	6	2:57.853 B	49.086	1:16.592	52.175	141.8	17:26.398
7	3:35.711 B	1:19.528	1:16.780	59.403	116.9	21:02.109	7	3:35.711 B	1:19.528	1:16.780	59.403	116.9	21:02.109
<b>12</b>	<b>Martin DE KLEIJN</b> NL Certainty Racing Team Clio4						1	3:18.049	49.429	1:34.655	53.965	127.3	3:18.049
2	2:59.258	52.716	1:20.660	45.882	140.7	6:17.307	2	2:59.258	52.716	1:20.660	45.882	140.7	6:17.307
3	2:50.640	49.667	1:16.984	43.989	147.8	9:07.947	3	2:50.640	49.667	1:16.984	43.989	147.8	9:07.947
4	2:50.927	50.333	1:16.526	44.068	147.5	11:58.874	4	2:50.927	50.333	1:16.526	44.068	147.5	11:58.874
5	2:51.008	50.353	1:16.287	44.368	147.4	14:49.882	5	2:51.008	50.353	1:16.287	44.368	147.4	14:49.882
6	3:03.921	56.614	1:22.871	44.436	137.1	17:53.803	6	3:03.921	56.614	1:22.871	44.436	137.1	17:53.803
7	2:55.597	49.937	1:18.579	47.081	143.6	20:49.400	7	2:55.597	49.937	1:18.579	47.081	143.6	20:49.400
<b>16</b>	<b>Martijn KOOL</b> NL Prezenzaracing.eu Clio3						1	4:47.807	1:35.839	2:07.339	1:04.629	87.6	4:47.807
2	2:56.140	52.504	1:18.946	44.690	143.1	7:43.947	2	2:56.140	52.504	1:18.946	44.690	143.1	7:43.947
3	2:54.086	51.623	1:17.787	44.676	144.8	10:38.033	3	2:54.086	51.623	1:17.787	44.676	144.8	10:38.033
4	2:54.014	51.448	1:17.545	45.021	144.9	13:32.047	4	2:54.014	51.448	1:17.545	45.021	144.9	13:32.047
5	2:53.755	51.506	1:17.169	45.080	145.1	16:25.802	5	2:53.755	51.506	1:17.169	45.080	145.1	16:25.802
6	3:36.867 B	55.483	1:34.786	1:06.598	116.3	20:02.669	6	3:36.867 B	55.483	1:34.786	1:06.598	116.3	20:02.669
<b>17</b>	<b>Pim VAN RIET</b> NL Bleekemolen Clio4						1	3:13.587	53.526	1:27.132	52.929	130.2	3:13.587
2	2:58.935	52.398	1:20.385	46.152	140.9	6:12.522	2	2:58.935	52.398	1:20.385	46.152	140.9	6:12.522
3	2:47.035	49.034	1:14.967	43.034	151.0	8:59.557	3	2:47.035	49.034	1:14.967	43.034	151.0	8:59.557
4	2:47.228	48.644	1:15.197	43.387	150.8	11:46.785	4	2:47.228	48.644	1:15.197	43.387	150.8	11:46.785
5	2:52.739	49.024	1:16.700	47.015	146.0	14:39.524	5	2:52.739	49.024	1:16.700	47.015	146.0	14:39.524
6	2:49.976	48.805	1:17.460	43.711	148.3	17:29.500	6	2:49.976	48.805	1:17.460	43.711	148.3	17:29.500
7	2:48.874	48.843	1:16.518	43.513	149.3	20:18.374	7	2:48.874	48.843	1:16.518	43.513	149.3	20:18.374
<b>18</b>	<b>Michael BLEEKEMOLEN</b> NL Bleekemolen Clio4						1	3:14.557	52.943	1:28.331	53.283	129.6	3:14.557
2	2:58.887	51.949	1:20.701	46.237	141.0	6:13.444	2	2:58.887	51.949	1:20.701	46.237	141.0	6:13.444
3	2:46.823	48.383	1:15.542	42.898	151.1	9:00.267	3	2:46.823	48.383	1:15.542	42.898	151.1	9:00.267
4	2:48.288	48.353	1:16.519	43.416	149.8	11:48.555	4	2:48.288	48.353	1:16.519	43.416	149.8	11:48.555
5	2:51.888	49.247	1:17.310	45.331	146.7	14:40.443	5	2:51.888	49.247	1:17.310	45.331	146.7	14:40.443
6	2:47.804	48.154	1:15.977	43.673	150.3	17:28.247	6	2:47.804	48.154	1:15.977	43.673	150.3	17:28.247
7	2:48.188	48.805	1:15.976	43.407	149.9	20:16.435	7	2:48.188	48.805	1:15.976	43.407	149.9	20:16.435
<b>19</b>	<b>Melvin DE GROOT</b> NL Bleekemolen Clio4						1	3:12.745	52.719	1:27.573	52.453	130.8	3:12.745
2	2:58.975	52.913	1:20.388	45.674	140.9	6:11.720	2	2:58.975	52.913	1:20.388	45.674	140.9	6:11.720
3	2:46.837	48.724	1:14.558	43.555	151.1	8:58.557	3	2:46.837	48.724	1:14.558	43.555	151.1	8:58.557
4	2:46.500	48.844	1:14.437	43.219	151.4	11:45.057	4	2:46.500	48.844	1:14.437	43.219	151.4	11:45.057
5	2:46.910	48.625	1:15.012	43.273	151.1	14:31.967	5	2:46.910	48.625	1:15.012	43.273	151.1	14:31.967
6	2:47.634	48.781	1:15.301	43.552	150.4	17:19.601	6	2:47.634	48.781	1:15.301	43.552	150.4	17:19.601
7	3:00.329	54.563	1:22.504	43.262	139.8	20:19.930	7	3:00.329	54.563	1:22.504	43.262	139.8	20:19.930
<b>10</b>	<b>Niels LANGEVELD</b> NL Certainty Racing Team Clio4						1	3:07.387	47.375	1:29.409	50.603	134.6	3:07.387
2	2:59.297	53.053	1:19.547	46.697	140.6	6:06.684	2	2:59.297	53.053	1:19.547	46.697	140.6	6:06.684






## CLIO CUP BENELUX SPA RACING FESTIVAL QUALIFYING

### Analysis

■ Personal Best   
 ■ Session Best   
 ■ B Crossing the finish line in pit lane

Lap	Time	Sector 1	Sector 2	Sector 3	Kph	Elapsed	Lap	Time	Sector 1	Sector 2	Sector 3	Kph	Elapsed	
<b>99</b>	<b>Maurits SANDBERG</b>						NL							
	Certainty Racing Team						Clio4							
1	3:24.271	53.576	1:33.884	56.811	123.4	3:24.271								
2	3:05.654	53.542	1:24.428	47.684	135.8	6:29.925								
3	2:59.426	51.563	1:21.851	46.012	140.5	9:29.351								
4	2:58.411	51.584	1:21.046	45.781	141.3	12:27.762								
5	2:55.971	51.109	1:19.910	44.952	143.3	15:23.733								
6	2:55.453	50.779	1:19.300	45.374	143.7	18:19.186								
7	2:58.194	53.766	1:19.332	45.096	141.5	21:17.380								



## CLIO CUP BENELUX SPA RACING FESTIVAL RACE 1 (30')

### Final Starting Grid

2:59.659 <b>Jos VELDBOER</b> Dekker Racing	23	- 12 -	7 Ditzel	2:57.660 <b>Marco DITZEL</b>
2:56.448 <b>Marcel VAN DE MAAT</b> BS Racing	45	- 11 -	99 Certainty Racing Team	2:55.453 <b>Maurits SANDBERG</b>
2:53.755 <b>Martijn KOOL</b> Presenzaracing.eu	16	- 10 -	77 Certainty Racing Team	2:53.605 <b>Stan VAN OORD</b>
2:52.441 <b>Wilbert VAN DEN BURG</b> Visual Art	36	- 9 -	49 BS Racing	2:52.278 <b>Peter SCHREURS</b>
2:51.467 <b>Benjamin VAN DEN BERG</b> Harders Plaza	4	- 8 -	12 Certainty Racing Team	2:50.640 <b>Martin DE KLEIJN</b>
2:48.995 <b>Jelle BEELEN</b> Las Moras Racing Team	69	- 7 -	21 Pujolar Racing	2:48.679 <b>Stephane POLDERMAN</b>
2:48.457 <b>Rene STEENMETZ</b> Pujolar Racing	55	- 6 -	5 Kool racing	2:48.082 <b>Niels KOOL</b>
2:47.850 <b>Regis GOSSELIN</b> Verschuur F Team	64	- 5 -	70 Las Moras Racing Team	2:47.636 <b>Max BRAAMS</b>
2:47.380 <b>Niels LANGEVELD</b> Certainty Racing Team	10	- 4 -	3 Harders Plaza	2:47.293 <b>Robert VAN DEN BERG</b>
2:47.035 <b>Loris HEZEMANS</b> Carsport Holland	50	- 3 -	17 Bleekemolen	2:47.035 <b>Pim VAN RIET</b>
2:46.823 <b>Michael BLEEKEMOLEN</b> Bleekemolen	18	- 2 -	6 Dekker Racing	2:46.816 <b>Marcel DEKKER</b>
2:46.500 <b>Melvin DE GROOT</b> Bleekemolen	19	- 1 -		


Pole



Stewards:

Timekeeper:





## SPA RACING FESTIVAL CLIO CUP BENELUX RACE 1 (30')

### Final Classification

Drivers	Nat	Team	Vehicle	Class	Laps	Total Time	Gap	Kph	Best Lap		
									Lap	Time	Kph
1 19 Melvin DE GROOT	NL	Bleekemolen	Clio4		10	30:50.173	-	136.3	2	3:03.946	137.1
2 17 Pim VAN RIET	NL	Bleekemolen	Clio4		10	30:52.941	+2.768	136.1	3	3:03.731	137.2
3 6 Marcel DEKKER	NL	Dekker Racing	Clio4	JUN	10	30:53.441	+3.268	136.0	3	3:03.904	137.1
4 64 Regis GOSSELIN	BEL	Vershuur F Team	Clio4	JUN	10	30:55.570	+5.397	135.9	5	3:04.486	136.7
5 5 Niels KOOL	NL	Kool racing	Clio4	JUN	10	30:56.306	+6.133	135.8	8	3:04.346	136.8
6 18 Michael BLEEKEMOLEN	NL	Bleekemolen	Clio4		10	31:02.772	+12.599	135.4	2	3:04.101	137.0
7 50 Loris HEZEMANS	BEL	Carsport Holland	Clio4	JUN	10	31:03.183	+13.010	135.3	2	3:04.535	136.6
8 55 Rene STEENMETZ	NL	Pujolar Racing	Clio4		10	31:04.258	+14.085	135.3	3	3:04.239	136.9
9 21 Stephane POLDERMAN	BEL	Pujolar Racing	Clio4		10	31:08.599	+18.426	134.9	4	3:04.644	136.6
10 36 Wilbert VAN DEN BURG	NL	Visual Art	Clio3		10	31:27.390	+37.217	133.6	3	3:06.304	135.3
11 10 Niels LANGEVELD	NL	Certainty Racing Team	Clio4		10	31:35.158	+44.985	133.0	3	3:07.576	134.4
12 12 Martin DE KLEIJN	NL	Certainty Racing Team	Clio4		10	31:35.483	+45.310	133.0	5	3:06.298	135.3
13 49 Peter SCHREURS	NL	BS Racing	Clio3		10	31:36.792	+46.619	132.9	2	3:06.909	134.9
14 4 Benjamin VAN DEN BERG	NL	Harders Plaza	Clio3	JUN	10	31:42.508	+52.335	132.5	3	3:07.816	134.2
15 16 Martijn KOOL	NL	Presenzaracing.eu	Clio3		10	31:48.438	+58.265	132.1	3	3:08.859	133.5
16 99 Maurits SANDBERG	NL	Certainty Racing Team	Clio4		10	31:49.257	+59.084	132.1	9	3:07.329	134.6
17 77 Stan VAN OORD	NL	Certainty Racing Team	Clio3	JUN	10	31:51.325	+1:01.152	131.9	10	3:08.527	133.7
18 70 Max BRAAMS	NL	Las Moras Racing Team	Clio4	JUN	10	32:24.825	+1:34.652	129.6	9	3:08.388	133.8
19 7 Marco DITZEL	NL	Ditzel	Clio4		10	32:27.342	+1:37.169	129.5	5	3:12.096	131.3
20 45 Marcel VAN DE MAAT	NL	BS Racing	Clio3		10	32:28.142	+1:37.969	129.4	7	3:12.015	131.3
21 23 Jos VELDBOER	NL	Dekker Racing	Clio3		10	32:52.695	+2:02.522	127.8	10	3:13.554	130.3
22 69 Jelle BEELEN	NL	Las Moras Racing Team	Clio4	JUN	9	32:32.869	1 Lap	116.2	8	3:07.310	134.6
23 3 Robert VAN DEN BERG	NL	Harders Plaza	Clio4		8	25:52.025	2 Laps	130.0	4	3:04.955	136.3


<b>Pole Position</b>	M. DE GROOT	<b>2:46.500</b>	
<b>Fastest Lap</b>	Lap 3 Pim VAN RIET	<b>3:03.731</b>	137.2 Kph

CAR #3 DRIVE THROUGH DUE TO TRACK LIMITS  
 CAR #69 DRIVE THROUGH DUE TO ART. 26.2.2  
 CARS #4,6,7,16,18,21,23,55,99 WARNING DUE TO TRACK LIMITS

Published at: .....

Track Status: **WET**

<b>Stewards:</b>	<b>Timekeeper:</b>
------------------	--------------------




## CLIO CUP BENELUX SPA RACING FESTIVAL RACE 1

### Lap Chart

#### LAP


Nr	Pos	Grid	1	2	3	4	5	6	7	8	9	10
19	<b>1</b>	19	19	19	19	19	19	19	19	19	19	19
6	<b>2</b>	6	17	17	17	17	17	17	17	17	17	17
18	<b>3</b>	18	6	6	6	6	6	6	6	6	6	6
17	<b>4</b>	17	64	64	64	64	64	64	64	64	64	64
50	<b>5</b>	50	10	50	18	18	18	5	5	5	5	5
3	<b>6</b>	3	50	18	5	5	5	18	18	18	18	18
10	<b>7</b>	10	3	3	3	3	3	3	50	50	50	50
70	<b>8</b>	70	18	5	50	21	21	21	21	55	55	55
64	<b>9</b>	64	5	21	21	50	50	50	55	21	21	21
5	<b>10</b>	5	21	55	55	55	55	55	3	36	36	36
55	<b>11</b>	55	55	10	10	10	36	36	36	10	10	10
21	<b>12</b>	21	4	36	36	36	10	10	10	12	12	12
69	<b>13</b>	69	36	49	49	12	12	12	12	49	49	49
12	<b>14</b>	12	49	12	12	49	49	49	49	4	4	4
4	<b>15</b>	4	16	4	4	4	4	4	4	16	16	16
49	<b>16</b>	49	12	16	16	16	16	16	16	77	99	99
36	<b>17</b>	36	77	77	77	77	77	77	77	99	77	77
77	<b>18</b>	77	99	99	99	99	99	99	99	3	7	70
16	<b>19</b>	16	45	7	7	7	7	7	7	7	45	7
99	<b>20</b>	99	7	45	45	45	45	45	45	45	70	45
45	<b>21</b>	45	23	23	23	23	70	70	70	70	23	23
7	<b>22</b>	7	70	70	70	70	23	23	23	23	69	
23	<b>23</b>	23	69	69	69	69	69	69	69	69		



## CLIO CUP BENELUX SPA RACING FESTIVAL RACE 1

### Best Sector Times

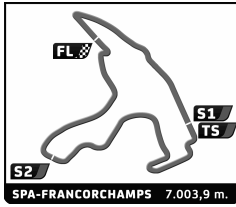
SECTOR 1			SECTOR 2			SECTOR 3			Pos	Driver	Ideal Lap	Best Lap
Pos	Driver	Time	Driver	Time	Driver	Time						
1	5 N.KOOL	51.384	19 M.DE GROOT	1:23.336	50 L.HEZEMANS	47.404	1	6 M.DEKKER	3'02.906	3:03.904	(2)	
2	64 R.GOSSELIN	51.444	17 P.VAN RIET	1:23.628	18 M.BLEEKEMOLEN	47.415	2	19 M.DE GROOT	3'02.945	3:03.946	(3)	
3	3 R.VAN DEN BERG	51.609	6 M.DEKKER	1:23.653	5 N.KOOL	47.520	3	17 P.VAN RIET	3'02.994	3:03.731	(1)	
4	21 S.POLDERMAN	51.640	50 L.HEZEMANS	1:24.071	17 P.VAN RIET	47.538	4	50 L.HEZEMANS	3'03.224	3:04.535	(8)	
5	55 R.STEENMETZ	51.661	64 R.GOSSELIN	1:24.198	6 M.DEKKER	47.560	5	64 R.GOSSELIN	3'03.285	3:04.486	(7)	
6	6 M.DEKKER	51.693	3 R.VAN DEN BERG	1:24.344	55 R.STEENMETZ	47.616	6	18 M.BLEEKEMOLEN	3'03.613	3:04.101	(4)	
7	50 L.HEZEMANS	51.749	55 R.STEENMETZ	1:24.345	64 R.GOSSELIN	47.643	7	55 R.STEENMETZ	3'03.622	3:04.239	(5)	
8	18 M.BLEEKEMOLEN	51.825	18 M.BLEEKEMOLEN	1:24.373	19 M.DE GROOT	47.691	8	5 N.KOOL	3'03.803	3:04.346	(6)	
9	17 P.VAN RIET	51.828	36 W.VAN DEN BURG	1:24.692	21 S.POLDERMAN	47.961	9	3 R.VAN DEN BERG	3'04.041	3:04.955	(10)	
10	19 M.DE GROOT	51.918	21 S.POLDERMAN	1:24.848	3 R.VAN DEN BERG	48.088	10	21 S.POLDERMAN	3'04.449	3:04.644	(9)	
11	12 M.DE KLEIJN	52.100	5 N.KOOL	1:24.899	12 M.DE KLEIJN	48.260	11	12 M.DE KLEIJN	3'05.693	3:06.298	(11)	
12	10 N.LANGEVELD	52.307	49 P.SCHREURS	1:24.952	70 M.BRAAMS	48.293	12	36 W.VAN DEN BURG	3'06.104	3:06.304	(12)	
13	99 M.SANDBERG	52.474	4 R.VAN DEN BERG	1:25.174	49 P.SCHREURS	48.365	13	49 P.SCHREURS	3'06.356	3:06.909	(13)	
14	69 J.BEELLEN	52.590	77 S.VAN OORD	1:25.306	16 M.KOOL	48.434	14	69 J.BEELLEN	3'06.765	3:07.310	(14)	
15	70 M.BRAAMS	52.611	12 M.DE KLEIJN	1:25.333	77 S.VAN OORD	48.446	15	10 N.LANGEVELD	3'06.896	3:07.576	(16)	
16	36 W.VAN DEN BURG	52.787	69 J.BEELLEN	1:25.728	69 J.BEELLEN	48.447	16	99 M.SANDBERG	3'07.202	3:07.329	(15)	
17	49 P.SCHREURS	53.039	16 M.KOOL	1:26.052	99 M.SANDBERG	48.511	17	77 S.VAN OORD	3'07.308	3:08.527	(19)	
18	4 B.VAN DEN BERG	53.444	10 N.LANGEVELD	1:26.070	10 N.LANGEVELD	48.519	18	4 B.VAN DEN BERG	3'07.511	3:07.816	(17)	
19	77 S.VAN OORD	53.556	99 M.SANDBERG	1:26.217	36 W.VAN DEN BURG	48.625	19	70 M.BRAAMS	3'07.834	3:08.388	(18)	
20	16 M.KOOL	53.602	70 M.BRAAMS	1:26.930	4 B.VAN DEN BERG	48.893	20	16 M.KOOL	3'08.088	3:08.859	(20)	
21	7 M.DITZEL	53.738	45 M.VAN DE MAAT	1:27.441	7 M.DITZEL	49.675	21	7 M.DITZEL	3'11.016	3:12.096	(22)	
22	45 M.VAN DE MAAT	54.326	7 M.DITZEL	1:27.603	45 M.VAN DE MAAT	49.797	22	45 M.VAN DE MAAT	3'11.564	3:12.015	(21)	
23	23 J.VELDBOER	54.824	23 J.VELDBOER	1:28.156	23 J.VELDBOER	50.182	23	23 J.VELDBOER	3'13.162	3:13.554	(23)	



## CLIO CUP BENELUX SPA RACING FESTIVAL After RACE 1

Event maximum speed


Driver	Team	Car	Class	Top Speed	Lap	Session
3 Robert VAN DEN BERG	Harders Plaza	Clio4		211.8	6	FREE PRACTICE 1
6 Marcel DEKKER	Dekker Racing	Clio4	JUN	211.8	4	QUALIFYING
17 Pim VAN RIET	Bleekemolen	Clio4		211.8	3	QUALIFYING
18 Michael BLEEKEMOLEN	Bleekemolen	Clio4		211.8	6	QUALIFYING
19 Melvin DE GROOT	Bleekemolen	Clio4		211.4	5	FREE PRACTICE 2
50 Loris HEZEMANS	Carsport Holland	Clio4	JUN	211.4	4	FREE PRACTICE 2
69 Jelle BEELEN	Las Moras Racing Team	Clio4	JUN	210.1	6	FREE PRACTICE 2
10 Niels LANGEVELD	Certainty Racing Team	Clio4		209.3	9	FREE PRACTICE 2
64 Regis GOSSELIN	Verschuur F Team	Clio4	JUN	208.9	7	FREE PRACTICE 2
70 Max BRAAMS	Las Moras Racing Team	Clio4	JUN	208.9	4	FREE PRACTICE 2
5 Niels KOOL	Kool racing	Clio4	JUN	208.1	4	FREE PRACTICE 2
55 Rene STEENMETZ	Pujolar Racing	Clio4		208.1	7	QUALIFYING
21 Stephane POLDERMAN	Pujolar Racing	Clio4		207.3	8	RACE 1
12 Martin DE KLEIJN	Certainty Racing Team	Clio4		204.5	4	FREE PRACTICE 1
7 Marco DITZEL	Ditzel	Clio4		201.1	8	FREE PRACTICE 2
99 Maurits SANDBERG	Certainty Racing Team	Clio4		200.7	5	FREE PRACTICE 1
4 Benjamin VAN DEN BERG	Harders Plaza	Clio3	JUN	197.8	8	FREE PRACTICE 1
36 Wilbert VAN DEN BURG	Visual Art	Clio3		197.4	8	FREE PRACTICE 2
49 Peter SCHREURS	BS Racing	Clio3		196.4	2	RACE 1
16 Martijn KOOL	Presenzaracing.eu	Clio3		195.7	4	FREE PRACTICE 2
77 Stan VAN OORD	Certainty Racing Team	Clio3	JUN	192.5	3	FREE PRACTICE 2
45 Marcel VAN DE MAAT	BS Racing	Clio3		191.8	4	QUALIFYING
23 Jos VELDBOER	Dekker Racing	Clio3		189.5	7	FREE PRACTICE 2



## CLIO CUP BENELUX SPA RACING FESTIVAL RACE 1

### Fastest Lap Sequence

Practice Time	Driver	Team	Car	Class	Time	Kph	Lap
6:09.436	19 Melvin DE GROOT	Bleekemolen	Clio4		<b>3:03.946</b>	137.1	2
9:16.846	17 Pim VAN RIET	Bleekemolen	Clio4		<b>3:03.731</b>	137.2	3




## CLIO CUP BENELUX SPA RACING FESTIVAL RACE 1

Analysis by lap

Lapped

Nr	Lap Time	Gap	Nr	Lap Time	Gap	Nr	Lap Time	Gap	Nr	Lap Time	Gap	Nr	Lap Time	Gap	
<b>Lap 1</b>															
19	3:05.490		18	3:05.085	7.533	10	3:09.419	22.655	99	3:09.165	50.704	<b>Lap 10</b>			
17	3:07.051	1.561	5	3:04.622	8.336	12	3:06.298	23.339	7	3:12.145	1'12.779	19	3:05.123		
6	3:07.302	1.812	3	3:05.495	8.921	49	3:07.327	25.019	45	3:12.015	1'14.498	17	3:04.934	2.768	
64	3:09.685	4.195	50	3:07.658	9.608	4	3:08.651	29.284	70	3:09.799	1'24.793	6	3:05.166	3.268	
10	3:11.730	6.240	21	3:05.132	10.431	16	3:10.128	35.809	69	3:17.277	1 Lap	64	3:05.275	5.397	
50	3:11.776	6.286	55	3:04.239	11.177	77	3:08.815	39.945	23	3:14.753	1'35.903	5	3:04.356	6.133	
3	3:12.666	7.176	10	3:07.576	15.110	99	3:08.763	43.289	<b>Lap 8</b>						
18	3:12.708	7.218	36	3:06.304	16.283	7	3:12.096	56.888	19	3:05.550		18	3:05.902	12.599	
5	3:13.165	7.675	49	3:08.920	19.970	45	3:12.431	59.740	17	3:05.708	2.303	50	3:05.891	13.010	
21	3:13.833	8.343	12	3:08.075	20.776	69	5:42.453	1 Lap	6	3:05.575	2.790	55	3:05.129	14.085	
55	3:14.378	8.888	4	3:07.816	22.515	70	3:12.106	1'13.643	64	3:05.770	5.020	21	3:06.876	18.426	
4	3:17.571	12.081	16	3:08.859	25.389	23	3:16.428	1'16.104	5	3:04.346	6.970	36	3:08.614	37.217	
36	3:17.889	12.399	77	3:09.850	31.108	<b>Lap 6</b>				10	3:09.184	44.985			
49	3:18.502	13.012	99	3:10.752	35.447	19	3:04.682		18	3:05.895	11.545	12	3:09.364	45.310	
16	3:19.382	13.892	7	3:13.996	41.120	17	3:04.767	1.932	50	3:05.427	11.997	49	3:09.844	46.619	
12	3:19.901	14.411	45	3:16.367	44.480	6	3:04.814	2.735	55	3:06.216	14.014	4	3:08.982	52.335	
77	3:24.310	18.820	23	3:17.939	53.683	64	3:05.461	4.202	21	3:07.163	14.566	16	3:09.028	58.265	
99	3:24.746	19.256	70	3:15.826	59.010	5	3:05.795	8.562	36	3:08.342	30.607	99	3:07.873	59.084	
45	3:26.181	20.691	69	3:45.173	1'36.377	18	3:07.111	9.397	10	3:09.775	35.974	77	3:08.527	1'01.152	
7	3:27.506	22.016	<b>Lap 4</b>				3	3:05.154	9.837	12	3:09.422	36.296	70	3:08.536	1'34.652
23	3:31.806	26.316	19	3:05.053		21	3:05.875	11.274	49	3:09.714	37.235	7	3:14.097	1'37.169	
70	3:38.136	32.646	17	3:05.086	2.518	50	3:05.557	11.668	4	3:10.209	43.304	45	3:13.562	1'37.969	
69	3:42.992	37.502	6	3:05.173	3.141	55	3:05.828	12.412	16	3:10.274	50.028	69	3:08.251	1 Lap	
<b>Lap 2</b>															
19	3:03.946		64	3:04.658	4.158	36	3:08.095	24.598	99	3:08.922	54.076	23	3:13.554	2'02.522	
17	3:06.064	3.679	18	3:04.537	7.017	10	3:08.419	26.392	3	3:50.169	1'12.046				
6	3:06.176	4.042	5	3:04.592	7.875	12	3:07.949	26.606	7	3:13.170	1'20.399				
64	3:04.734	4.983	3	3:04.955	8.823	49	3:07.916	28.253	45	3:12.745	1'21.693				
50	3:04.535	6.875	21	3:04.644	10.022	4	3:09.145	33.747	70	3:08.679	1'27.922				
18	3:04.101	7.373	50	3:05.950	10.505	16	3:09.358	40.485	69	3:18.071	1 Lap				
3	3:05.121	8.351	55	3:04.817	10.941	77	3:09.319	44.582	23	3:14.805	1'45.158				
5	3:04.910	8.639	10	3:08.400	18.457	99	3:08.044	46.651							
21	3:05.827	10.224	36	3:07.785	19.015	7	3:13.540	1'05.746							
55	3:06.921	11.863	12	3:06.539	22.262	45	3:12.537	1'07.595							
10	3:10.165	12.459	49	3:07.996	22.913	69	3:08.769	1 Lap							
36	3:06.451	14.904	4	3:08.392	25.854	70	3:11.145	1'20.106							
49	3:06.909	15.975	16	3:10.566	30.902	23	3:14.840	1'26.262							
12	3:07.161	17.626	77	3:10.296	36.351	<b>Lap 7</b>									
4	3:11.489	19.624	99	3:09.353	39.747	19	3:05.112								
16	3:11.509	21.455	7	3:13.946	50.013	17	3:05.325	2.145							
77	3:11.309	26.183	45	3:13.103	52.530	6	3:05.142	2.765							
99	3:14.310	29.620	23	3:16.267	1'04.897	64	3:05.710	4.800							
7	3:13.979	32.049	70	3:12.801	1'06.758	5	3:04.724	8.174							
45	3:16.293	33.038	<b>Lap 5</b>				18	3:06.915	11.200						
23	3:18.299	40.669	19	3:05.221		50	3:05.564	12.120							
70	3:19.409	48.109	17	3:04.550	1.847	21	3:06.791	12.953							
69	3:22.573	56.129	6	3:04.683	2.603	55	3:06.048	13.348							
<b>Lap 3</b>															
19	3:04.925		64	3:04.486	3.423	3	3:22.702	27.427							
17	3:03.731	2.485	18	3:05.172	6.968	36	3:08.329	27.815							
6	3:03.904	3.021	5	3:04.795	7.449	10	3:10.469	31.749							
64	3:04.495	4.553	3	3:05.763	9.365	12	3:10.930	32.424							
			21	3:05.280	10.081	49	3:09.930	33.071							
			50	3:05.509	10.793	4	3:10.010	38.645							
			55	3:05.546	11.266	16	3:09.931	45.304							
			36	3:07.391	21.185	77	3:10.495	49.965							




## CLIO CUP BENELUX SPA RACING FESTIVAL RACE 1

### Analysis

■ Personal Best ■ Session Best B Crossing the finish line in pit lane

Lap	Time	Sector 1	Sector 2	Sector 3	Kph	Elapsed	Lap	Time	Sector 1	Sector 2	Sector 3	Kph	Elapsed		
<b>3</b>	<b>Robert VAN DEN BERG</b>						NL	4	3:13.946	54.456	1:29.537	49.953	130.0	13:09.427	
	Harders Plaza						Clio4	5	<b>3:12.096</b>	54.428	1:27.993	<b>49.675</b>	131.3	16:21.523	
1	3:12.666	57.993	1:25.648	49.025	130.9	3:12.666	6	3:13.540	56.189	<b>1:27.603</b>	49.748	130.3	19:35.063		
2	3:05.121	51.985	1:24.975	48.161	136.2	6:17.787	7	3:12.145	54.320	1:28.028	49.797	131.2	22:47.208		
3	3:05.495	52.091	1:24.866	48.538	135.9	9:23.282	8	3:13.170	54.289	1:28.595	50.286	130.5	26:00.378		
4	<b>3:04.955</b>	<b>51.609</b>	1:25.258	<b>48.088</b>	136.3	12:28.237	9	3:12.867	54.319	1:28.729	49.819	130.7	29:13.245		
5	3:05.763	52.372	1:25.272	48.119	135.7	15:34.000	10	3:14.097	54.377	1:29.168	50.552	129.9	32:27.342		
6	3:05.154	51.879	<b>1:24.344</b>	48.931	136.2	18:39.154									
7	3:22.702B	52.286	1:26.091	1:04.325	124.4	22:01.856									
8	3:50.169B	1:21.398	1:27.290	1:01.481	109.5	25:52.025									
<b>4</b>	<b>Benjamin VAN DEN BERG</b>						NL	<b>10</b>	<b>Niels LANGEVELD</b>						NL
	Harders Plaza						Clio3		Certainty Racing Team						Clio4
1	3:17.571	1:01.207	1:26.942	49.422	127.6	3:17.571	1	3:11.730	57.074	<b>1:26.070</b>	48.586	131.5	3:11.730		
2	3:11.489	53.599	1:28.195	49.695	131.7	6:29.060	2	3:10.165	52.973	1:27.193	49.999	132.6	6:21.895		
3	<b>3:07.816</b>	<b>53.444</b>	<b>1:25.174</b>	49.198	134.2	9:36.876	3	<b>3:07.576</b>	52.313	1:26.744	<b>48.519</b>	134.4	9:29.471		
4	3:08.392	53.900	1:25.599	<b>48.893</b>	133.8	12:45.268	4	3:08.400	<b>52.307</b>	1:27.258	48.835	133.8	12:37.871		
5	3:08.651	53.876	1:25.599	49.176	133.7	15:53.919	5	3:09.419	52.694	1:27.863	48.862	133.1	15:47.290		
6	3:09.145	54.076	1:25.844	49.225	133.3	19:03.064	6	3:08.419	52.622	1:26.899	48.898	133.8	18:55.709		
7	3:10.010	54.495	1:26.199	49.316	132.7	22:13.074	7	3:10.469	53.333	1:28.323	48.813	132.4	22:06.178		
8	3:10.209	54.383	1:26.195	49.631	132.6	25:23.283	8	3:09.775	52.724	1:28.244	48.807	132.9	25:15.953		
9	3:10.243	53.947	1:27.031	49.265	132.5	28:33.526	9	3:10.021	52.863	1:28.363	48.795	132.7	28:25.974		
10	3:08.982	53.992	1:25.948	49.042	133.4	31:42.508	10	3:09.184	52.546	1:27.812	48.826	133.3	31:35.158		
<b>5</b>	<b>Niels KOOL</b>						NL	<b>12</b>	<b>Martin DE KLEIJN</b>						NL
	Kool racing						Clio4		Certainty Racing Team						Clio4
1	3:13.165	58.002	1:25.819	49.344	130.5	3:13.165	1	3:19.901	59.916	1:30.408	49.577	126.1	3:19.901		
2	3:04.910	51.845	1:25.260	47.805	136.4	6:18.075	2	3:07.161	53.273	<b>1:25.333</b>	48.555	134.7	6:27.062		
3	3:04.622	51.992	<b>1:24.899</b>	47.731	136.6	9:22.697	3	3:08.075	53.287	1:26.109	48.679	134.1	9:35.137		
4	3:04.592	51.668	1:25.165	47.759	136.6	12:27.289	4	3:06.539	52.740	1:25.539	<b>48.260</b>	135.2	12:41.676		
5	3:04.795	51.433	1:25.353	48.009	136.4	15:32.084	5	<b>3:06.298</b>	52.678	1:25.357	48.263	135.3	15:47.974		
6	3:05.795	51.840	1:25.752	48.203	135.7	18:37.879	6	3:07.949	52.239	1:26.755	48.955	134.2	18:55.923		
7	3:04.724	51.673	1:25.018	48.033	136.5	21:42.603	7	3:10.930	53.081	1:28.827	49.022	132.1	22:06.853		
8	<b>3:04.346</b>	51.609	1:25.050	47.687	136.8	24:46.949	8	3:09.422	<b>52.100</b>	1:28.412	48.910	133.1	25:16.275		
9	3:05.001	51.597	1:25.563	47.841	136.3	27:51.950	9	3:09.844	52.521	1:28.580	48.743	132.8	28:26.119		
10	3:04.356	<b>51.384</b>	1:25.452	<b>47.520</b>	136.8	30:56.306	10	3:09.364	52.837	1:27.595	48.932	133.2	31:35.483		
<b>6</b>	<b>Marcel DEKKER</b>						NL	<b>16</b>	<b>Martijn KOOL</b>						NL
	Dekker Racing						Clio4		Prezenzaracing.eu						Clio3
1	3:07.302	56.084	<b>1:23.653</b>	47.565	134.6	3:07.302	1	3:19.382	1:02.243	1:27.416	49.723	126.5	3:19.382		
2	3:06.176	52.946	1:25.349	47.881	135.4	6:13.478	2	3:11.509	55.286	1:26.825	49.398	131.7	6:30.891		
3	<b>3:03.904</b>	51.909	1:24.435	<b>47.560</b>	137.1	9:17.382	3	<b>3:08.859</b>	<b>53.602</b>	<b>1:26.052</b>	49.205	133.5	9:39.750		
4	3:05.173	52.079	1:25.453	47.641	136.2	12:22.555	4	3:10.566	54.659	1:26.484	49.423	132.3	12:50.316		
5	3:04.683	51.989	1:24.880	47.814	136.5	15:27.238	5	3:10.128	55.030	1:26.422	48.676	132.6	16:00.444		
6	3:04.814	<b>51.693</b>	1:25.274	47.847	136.4	18:32.052	6	3:09.358	54.241	1:26.683	<b>48.434</b>	133.2	19:09.802		
7	3:05.142	51.956	1:25.390	47.796	136.2	21:37.194	7	3:09.931	54.110	1:26.884	48.937	132.8	22:19.733		
8	3:05.575	51.822	1:26.091	47.662	135.9	24:42.769	8	3:10.274	54.466	1:27.042	48.766	132.5	25:30.007		
9	3:05.506	51.918	1:25.854	47.734	135.9	27:48.275	9	3:09.403	53.870	1:26.749	48.784	133.1	28:39.410		
10	3:05.166	51.938	1:25.267	47.961	136.2	30:53.441	10	3:09.028	53.890	1:26.609	48.529	133.4	31:48.438		
<b>7</b>	<b>Marco DITZEL</b>						NL	<b>17</b>	<b>Pim VAN RIET</b>						NL
	Ditzel						Clio4		Bleekemolen						Clio4
1	3:27.506	1:04.225	1:32.384	50.897	121.5	3:27.506	1	3:07.051	55.615	<b>1:23.628</b>	47.808	134.8	3:07.051		
2	3:13.979	54.712	1:29.011	50.256	130.0	6:41.485	2	3:06.064	53.212	1:24.983	47.869	135.5	6:13.115		
3	3:13.996	<b>53.738</b>	1:29.589	50.669	130.0	9:55.481	3	<b>3:03.731</b>	52.032	1:24.161	<b>47.538</b>	137.2	9:16.846		
							4	3:05.086	51.994	1:25.526	47.566	136.2	12:21.932		
							5	3:04.550	52.125	1:24.723	47.702	136.6	15:26.482		
							6	3:04.767	51.934	1:25.174	47.659	136.5	18:31.249		
							7	3:05.325	52.098	1:25.402	47.825	136.1	21:36.574		




## CLIO CUP BENELUX SPA RACING FESTIVAL RACE 1

### Analysis

Lap	Time	Sector 1	Sector 2	Sector 3	Kph	Elapsed	Lap	Time	Sector 1	Sector 2	Sector 3	Kph	Elapsed
8	3:05.708	52.352	1:25.795	47.561	135.8	24:42.282	<b>36 Wilbert VAN DEN BURG</b> NL						
9	3:05.725	52.024	1:25.901	47.800	135.8	27:48.007	Visual Art Clio3						
10	3:04.934	<b>51.828</b>	1:25.333	47.773	136.3	30:52.941	1	3:17.889	1:01.500	1:27.293	49.096	127.4	3:17.889
<b>18 Michael BLEEKEMOLEN</b> NL							2	3:06.451	<b>52.787</b>	1:25.039	<b>48.625</b>	135.2	6:24.340
Bleekemolen Clio4							3	<b>3:06.304</b>	52.888	<b>1:24.692</b>	48.724	135.3	9:30.644
1	3:12.708	57.183	1:26.090	49.435	130.8	3:12.708	4	3:07.785	52.884	1:25.693	49.208	134.3	12:38.429
2	<b>3:04.101</b>	<b>51.825</b>	<b>1:24.373</b>	47.903	137.0	6:16.809	5	3:07.391	52.922	1:25.570	48.899	134.6	15:45.820
3	3:05.085	52.605	1:24.931	47.549	136.2	9:21.894	6	3:08.095	53.178	1:25.162	49.755	134.1	18:53.915
4	3:04.537	51.965	1:25.157	<b>47.415</b>	136.6	12:26.431	7	3:08.329	53.437	1:25.654	49.238	133.9	22:02.244
5	3:05.172	52.075	1:25.205	47.892	136.2	15:31.603	8	3:08.342	53.584	1:25.589	49.169	133.9	25:10.586
6	3:07.111	52.034	1:25.847	49.230	134.8	18:38.714	9	3:08.190	53.313	1:25.714	49.163	134.0	28:18.776
7	3:06.915	52.717	1:26.446	47.752	134.9	21:45.629	10	3:08.614	53.546	1:25.987	49.081	133.7	31:27.390
8	3:05.895	52.456	1:25.599	47.840	135.6	24:51.524	<b>45 Marcel VAN DE MAAT</b> NL						
9	3:05.346	52.349	1:25.540	47.457	136.0	27:56.870	BS Racing Clio3						
10	3:05.902	52.265	1:25.661	47.976	135.6	31:02.772	1	3:26.181	1:04.264	1:30.246	51.671	122.3	3:26.181
<b>19 Melvin DE GROOT</b> NL							2	3:16.293	55.680	1:29.082	51.531	128.5	6:42.474
Bleekemolen Clio4							3	3:16.367	56.573	1:29.060	50.734	128.4	9:58.841
1	3:05.490	54.409	<b>1:23.336</b>	47.745	135.9	3:05.490	4	3:13.103	55.172	1:27.602	50.329	130.6	13:11.944
2	<b>3:03.946</b>	52.145	1:23.899	47.902	137.1	6:09.436	5	3:12.431	<b>54.326</b>	1:28.136	49.969	131.0	16:24.375
3	3:04.925	52.503	1:24.543	47.879	136.3	9:14.361	6	3:12.537	54.570	1:27.515	50.452	131.0	19:36.912
4	3:05.053	52.192	1:24.915	47.946	136.3	12:19.414	7	<b>3:12.015</b>	54.777	<b>1:27.441</b>	<b>49.797</b>	131.3	22:48.927
5	3:05.221	52.375	1:24.946	47.900	136.1	15:24.635	8	3:12.745	54.413	1:27.974	50.358	130.8	26:01.672
6	3:04.682	<b>51.918</b>	1:24.919	47.845	136.5	18:29.317	9	3:12.908	54.936	1:27.723	50.249	130.7	29:14.580
7	3:05.112	52.137	1:25.014	47.961	136.2	21:34.429	10	3:13.562	54.885	1:28.203	50.474	130.3	32:28.142
8	3:05.550	52.191	1:25.176	48.183	135.9	24:39.979	<b>49 Peter SCHREURS</b> NL						
9	3:05.071	52.256	1:25.124	<b>47.691</b>	136.2	27:45.050	BS Racing Clio3						
10	3:05.123	52.346	1:25.001	47.776	136.2	30:50.173	1	3:18.502	1:00.870	1:27.628	50.004	127.0	3:18.502
<b>21 Stephane POLDERMAN</b> BEL							2	<b>3:06.909</b>	<b>53.039</b>	1:25.007	48.863	134.9	6:25.411
Pujolar Racing Clio4							3	3:08.920	54.704	1:25.452	48.764	133.5	9:34.331
1	3:13.833	58.670	1:26.101	49.062	130.1	3:13.833	4	3:07.996	53.640	1:25.991	<b>48.365</b>	134.1	12:42.327
2	3:05.827	52.477	1:25.273	48.077	135.7	6:19.660	5	3:07.327	53.720	<b>1:24.952</b>	48.655	134.6	15:49.654
3	3:05.132	52.077	<b>1:24.848</b>	48.207	136.2	9:24.792	6	3:07.916	53.599	1:25.351	48.966	134.2	18:57.570
4	<b>3:04.644</b>	<b>51.640</b>	1:25.043	<b>47.961</b>	136.6	12:29.436	7	3:09.930	53.759	1:26.241	49.930	132.8	22:07.500
5	3:05.280	51.846	1:25.256	48.178	136.1	15:34.716	8	3:09.714	53.443	1:26.644	49.627	132.9	25:17.214
6	3:05.875	51.753	1:25.940	48.182	135.7	18:40.591	9	3:09.734	53.883	1:26.630	49.221	132.9	28:26.948
7	3:06.791	52.378	1:26.113	48.300	135.0	21:47.382	10	3:09.844	53.715	1:26.807	49.322	132.8	31:36.792
8	3:07.163	52.078	1:26.927	48.158	134.7	24:54.545	<b>50 Loris HEZEMANS</b> BEL						
9	3:07.178	52.093	1:26.701	48.384	134.7	28:01.723	Carsport Holland Clio4						
10	3:06.876	52.249	1:26.359	48.268	134.9	31:08.599	1	3:11.776	57.393	1:25.920	48.463	131.5	3:11.776
<b>23 Jos VELDBOER</b> NL							2	<b>3:04.535</b>	52.605	<b>1:24.071</b>	47.859	136.6	6:16.311
Dekker Racing Clio3							3	3:07.658	54.202	1:25.232	48.224	134.4	9:23.969
1	3:31.806	1:07.763	1:32.307	51.736	119.0	3:31.806	4	3:05.950	52.469	1:25.382	48.099	135.6	12:29.919
2	3:18.299	56.084	1:30.820	51.395	127.2	6:50.105	5	3:05.509	52.366	1:25.149	47.994	135.9	15:35.428
3	3:17.939	55.386	1:30.985	51.568	127.4	10:08.044	6	3:05.557	<b>51.749</b>	1:25.452	48.356	135.9	18:40.985
4	3:16.267	55.222	1:29.791	51.254	128.5	13:24.311	7	3:05.564	51.855	1:25.474	48.235	135.9	21:46.549
5	3:16.428	56.125	1:29.762	50.541	128.4	16:40.739	8	3:05.427	52.145	1:25.878	<b>47.404</b>	136.0	24:51.976
6	3:14.840	<b>54.824</b>	1:29.807	50.209	129.4	19:55.579	9	3:05.316	52.175	1:25.583	47.558	136.1	27:57.292
7	3:14.753	54.925	1:29.348	50.480	129.5	23:10.332	10	3:05.891	52.061	1:25.949	47.881	135.6	31:03.183
8	3:14.805	55.223	1:28.756	50.826	129.4	26:25.137	<b>55 Rene STEENMETZ</b> NL						
9	3:14.004	55.221	1:28.601	<b>50.182</b>	130.0	29:39.141	Pujolar Racing Clio4						
10	<b>3:13.554</b>	55.051	<b>1:28.156</b>	50.347	130.3	32:52.695	1	3:14.378	58.488	1:25.949	49.941	129.7	3:14.378





## CLIO CUP BENELUX SPA RACING FESTIVAL RACE 1

### Analysis

■ Personal Best   
 ■ Session Best   
 ■ B Crossing the finish line in pit lane

Lap	Time	Sector 1	Sector 2	Sector 3	Kph	Elapsed	Lap	Time	Sector 1	Sector 2	Sector 3	Kph	Elapsed
2	3:06.921	52.626	1:24.939	49.356	134.9	6:21.299	7	3:10.495	54.176	1:26.160	50.159	132.4	22:24.394
3	<span style="color: green;">3:04.239</span>	51.965	<span style="color: green;">1:24.345</span>	47.929	136.9	9:25.538	8	3:09.184	54.066	1:26.152	48.966	133.3	25:33.578
4	3:04.817	51.993	1:24.969	47.855	136.4	12:30.355	9	3:09.220	53.587	1:26.774	48.859	133.3	28:42.798
5	3:05.546	52.219	1:25.470	47.857	135.9	15:35.901	10	<span style="color: green;">3:08.527</span>	<span style="color: green;">53.556</span>	1:26.525	<span style="color: green;">48.446</span>	133.7	31:51.325
6	3:05.828	51.842	1:25.640	48.346	135.7	18:41.729	<div style="border: 1px solid black; padding: 5px;"> <b>99</b> Maurits SANDBERG <span style="float: right;">NL</span>                      Certainty Racing Team <span style="float: right;">Clio4</span> </div>						
7	3:06.048	<span style="color: green;">51.661</span>	1:26.045	48.342	135.5	21:47.777							
8	3:06.216	51.798	1:26.574	47.844	135.4	24:53.993							
9	3:05.136	51.890	1:25.630	<span style="color: green;">47.616</span>	136.2	27:59.129							
10	3:05.129	51.980	1:25.454	47.695	136.2	31:04.258							
1	3:24.746	1:03.259	1:30.190	51.297	123.1	3:24.746							
2	3:14.310	55.010	1:28.618	50.682	129.8	6:39.056							
3	3:10.752	53.596	1:27.336	49.820	132.2	9:49.808							
4	3:09.353	52.945	1:26.995	49.413	133.2	12:59.161							
5	3:08.763	52.734	1:26.894	49.135	133.6	16:07.924							
6	3:08.044	52.536	1:26.877	48.631	134.1	19:15.968							
7	3:09.165	52.708	1:26.574	49.883	133.3	22:25.133							
8	3:08.922	53.445	1:26.813	48.664	133.5	25:34.055							
9	<span style="color: green;">3:07.329</span>	52.547	<span style="color: green;">1:26.217</span>	48.565	134.6	28:41.384							
10	3:07.873	<span style="color: green;">52.474</span>	1:26.888	<span style="color: green;">48.511</span>	134.2	31:49.257							

**64** Regis GOSSELIN BEL  
 Verschuur F Team Clio4

1	3:09.685	56.981	<span style="color: green;">1:24.198</span>	48.506	132.9	3:09.685
2	3:04.734	52.372	1:24.556	47.806	136.5	6:14.419
3	3:04.495	51.882	1:24.825	47.788	136.7	9:18.914
4	3:04.658	52.106	1:24.752	47.800	136.5	12:23.572
5	<span style="color: green;">3:04.486</span>	51.462	1:25.178	47.846	136.7	15:28.058
6	3:05.461	<span style="color: green;">51.444</span>	1:25.827	48.190	136.0	18:33.519
7	3:05.710	52.121	1:25.507	48.082	135.8	21:39.229
8	3:05.770	52.129	1:25.803	47.838	135.7	24:44.999
9	3:05.296	51.876	1:25.755	47.665	136.1	27:50.295
10	3:05.275	51.925	1:25.707	<span style="color: green;">47.643</span>	136.1	30:55.570

**69** Jelle BEELEN NL  
 Las Moras Racing Team Clio4


1	3:42.992	1:02.194	1:47.631	53.167	113.1	3:42.992
2	3:22.573	55.923	1:33.595	53.055	124.5	7:05.565
3	3:45.173 <b>B</b>	55.560	1:45.758	1:03.855	112.0	10:50.738
4	5:42.453	3:26.137	1:26.859	49.457	73.6	16:33.191
5	3:08.769	53.399	1:26.293	49.077	133.6	19:41.960
6	3:17.277 <b>B</b>	52.982	1:28.139	56.156	127.8	22:59.237
7	3:18.071	1:03.099	<span style="color: green;">1:25.728</span>	49.244	127.3	26:17.308
8	<span style="color: green;">3:07.310</span>	52.694	1:26.169	<span style="color: green;">48.447</span>	134.6	29:24.618
9	3:08.251	<span style="color: green;">52.590</span>	1:27.041	48.620	133.9	32:32.869

**70** Max BRAAMS NL  
 Las Moras Racing Team Clio4

1	3:38.136	59.662	1:46.003	52.471	115.6	3:38.136
2	3:19.409	55.544	1:33.390	50.475	126.4	6:57.545
3	3:15.826	54.290	1:31.309	50.227	128.8	10:13.371
4	3:12.801	54.180	1:29.450	49.171	130.8	13:26.172
5	3:12.106	53.537	1:29.204	49.365	131.3	16:38.278
6	3:11.145	53.220	1:28.784	49.141	131.9	19:49.423
7	3:09.799	53.229	1:27.735	48.835	132.8	22:59.222
8	3:08.679	53.074	1:27.180	48.425	133.6	26:07.901
9	<span style="color: green;">3:08.388</span>	53.165	<span style="color: green;">1:26.930</span>	<span style="color: green;">48.293</span>	133.8	29:16.289
10	3:08.536	<span style="color: green;">52.611</span>	1:27.205	48.720	133.7	32:24.825

**77** Stan VAN OORD NL  
 Certainty Racing Team Clio3

1	3:24.310	1:04.613	1:29.056	50.641	123.4	3:24.310
2	3:11.309	54.551	1:26.516	50.242	131.8	6:35.619
3	3:09.850	54.560	1:25.885	49.405	132.8	9:45.469
4	3:10.296	53.855	1:26.071	50.370	132.5	12:55.765
5	3:08.815	54.424	<span style="color: green;">1:25.306</span>	49.085	133.5	16:04.580
6	3:09.319	54.123	1:26.016	49.180	133.2	19:13.899



## CLIO CUP BENELUX SPA RACING FESTIVAL RACE 2 (30')

### Final Starting Grid


2:59.884 <b>Jos VELDBOER</b>	Dekker Racing	23	- 12 -	7	Ditzel	2:59.438 <b>Marco DITZEL</b>
2:57.051 <b>Marcel VAN DE MAAT</b>	BS Racing	45	- 11 -	99	Certainty Racing Team	2:55.971 <b>Maurits SANDBERG</b>
2:54.202 <b>Stan VAN OORD</b>	Certainty Racing Team	77	- 10 -	16	Presenzaracing.eu	2:54.014 <b>Martijn KOOL</b>
2:52.447 <b>Wilbert VAN DEN BURG</b>	Visual Art	36	- 9 -	49	BS Racing	2:52.405 <b>Peter SCHREURS</b>
2:52.213 <b>Benjamin VAN DEN BERG</b>	Harders Plaza	4	- 8 -	12	Certainty Racing Team	2:50.927 <b>Martin DE KLEIJN</b>
2:49.570 <b>Niels KOOL</b>	Kool racing	5	- 7 -	69	Las Moras Racing Team	2:49.302 <b>Jelle BEELEN</b>
2:49.028 <b>Rene STEENMETZ</b>	Pujolar Racing	55	- 6 -	21	Pujolar Racing	2:48.778 <b>Stephane POLDERMAN</b>
2:48.035 <b>Regis GOSSELIN</b>	Verschuur F Team	64	- 5 -	18	Bleekemolen	2:47.804 <b>Michael BLEEKEMOLEN</b>
2:47.773 <b>Max BRAAMS</b>	Las Moras Racing Team	70	- 4 -	6	Dekker Racing	2:47.600 <b>Marcel DEKKER</b>
2:47.419 <b>Robert VAN DEN BERG</b>	Harders Plaza	3	- 3 -	10	Certainty Racing Team	2:47.381 <b>Niels LANGEVELD</b>
2:47.228 <b>Pim VAN RIET</b>	Bleekemolen	17	- 2 -	50	Carsport Holland	2:47.042 <b>Loris HEZEMANS</b>
2:46.837 <b>Melvin DE GROOT</b>	Bleekemolen	19	- 1 -			

Pole



Stewards:

Timekeeper:



## SPA RACING FESTIVAL

### CLIO CUP BENELUX

#### RACE 2 (30')

#### Final Classification

Drivers	Nat	Team	Vehicle	Class	Laps	Total Time	Gap	Kph	Best Lap				
									Lap	Time	Kph		
1	10	Niels LANGEVELD	NL	Certainty Racing Team	Clio4	10	<b>31:12.874</b>	-	134.6	3	<b>3:06.546</b>	135.2	
2	6	Marcel DEKKER	NL	Dekker Racing	Clio4	JUN	10	<b>31:13.374</b>	+0.500	134.6	3	<b>3:05.882</b>	135.6
3	17	Pim VAN RIET	NL	Bleekemolen	Clio4		10	<b>31:15.031</b>	+2.157	134.5	4	<b>3:06.410</b>	135.3
4	19	Melvin DE GROOT	NL	Bleekemolen	Clio4		10	<b>31:15.197</b>	+2.323	134.5	3	<b>3:06.712</b>	135.0
5	64	Regis GOSSELIN	BEL	Verschuur F Team	Clio4	JUN	10	<b>31:16.935</b>	+4.061	134.3	3	<b>3:05.917</b>	135.6
6	70	Max BRAAMS	NL	Las Moras Racing Team	Clio4	JUN	10	<b>31:17.761</b>	+4.887	134.3	5	<b>3:05.599</b>	135.9
7	3	Robert VAN DEN BERG	NL	Harders Plaza	Clio4		10	<b>31:18.708</b>	+5.834	134.2	10	<b>3:05.087</b>	136.2
8	50	Loris HEZEMANS	BEL	Carsport Holland	Clio4	JUN	10	<b>31:24.263</b>	+11.389	133.8	4	<b>3:05.826</b>	135.7
9	55	Rene STEENMETZ	NL	Pujolar Racing	Clio4		10	<b>31:26.569</b>	+13.695	133.7	8	<b>3:06.387</b>	135.3
10	5	Niels KOOL	NL	Kool racing	Clio4	JUN	10	<b>31:26.643</b>	+13.769	133.6	7	<b>3:06.722</b>	135.0
11	18	Michael BLEEKEMOLEN	NL	Bleekemolen	Clio4		10	<b>31:28.335</b>	+15.461	133.5	4	<b>3:06.612</b>	135.1
12	69	Jelle BEELEN	NL	Las Moras Racing Team	Clio4	JUN	10	<b>31:50.618</b>	+37.744	132.0	5	<b>3:09.410</b>	133.1
13	12	Martin DE KLEIJN	NL	Certainty Racing Team	Clio4		10	<b>31:51.418</b>	+38.544	131.9	5	<b>3:09.686</b>	132.9
14	36	Wilbert VAN DEN BURG	NL	Visual Art	Clio3		10	<b>32:05.827</b>	+52.953	130.9	4	<b>3:10.801</b>	132.1
15	21	Stephane POLDERMAN	BEL	Pujolar Racing	Clio4		10	<b>32:08.948</b>	+56.074	130.7	2	<b>3:07.435</b>	134.5
16	49	Peter SCHREURS	NL	BS Racing	Clio3		10	<b>32:18.571</b>	+1:05.697	130.1	3	<b>3:12.131</b>	131.2
17	77	Stan VAN OORD	NL	Certainty Racing Team	Clio3	JUN	10	<b>32:30.876</b>	+1:18.002	129.2	2	<b>3:12.002</b>	131.3
18	99	Maurits SANDBERG	NL	Certainty Racing Team	Clio4		10	<b>32:36.334</b>	+1:23.460	128.9	10	<b>3:12.133</b>	131.2
19	4	Benjamin VAN DEN BERG	NL	Harders Plaza	Clio3	JUN	10	<b>32:36.957</b>	+1:24.083	128.8	3	<b>3:11.316</b>	131.8
20	45	Marcel VAN DE MAAT	NL	BS Racing	Clio3		10	<b>33:04.696</b>	+1:51.822	127.0	6	<b>3:15.579</b>	128.9
21	23	Jos VELDBOER	NL	Dekker Racing	Clio3		9	<b>33:05.983</b>	1 Lap	114.3	8	<b>3:21.607</b>	125.1
22	16	Martijn KOOL	NL	Presenzaracing.eu	Clio3		7	<b>23:04.540</b>	3 Laps	127.5	4	<b>3:12.219</b>	131.2
23	7	Marco DITZEL	NL	Ditzel	Clio4		1	<b>3:44.484</b>	9 Laps	112.3			


<b>Pole Position</b>	M. DE GROOT	<b>2:46.837</b>	
<b>Fastest Lap</b>	Lap 10 Robert VAN DEN BERG	<b>3:05.087</b>	136.2 Kph

CARS #4,16 AND 21 DRIVE THROUGH DUE TO TRACK LIMITS  
CAR #50 UNDER INVESTIGATION

Published at: .....

Track Status: **WET**


<b>Stewards:</b>	<b>Timekeeper:</b>
------------------	--------------------



## CLIO CUP BENELUX SPA RACING FESTIVAL RACE 2

### Lap Chart


		LAP										
Nr	Pos	Grid	1	2	3	4	5	6	7	8	9	10
19	<b>1</b>	19	10	10	10	10	10	10	10	10	10	10
50	<b>2</b>	50	19	19	19	17	17	17	17	6	6	6
17	<b>3</b>	17	17	17	17	19	19	19	6	17	17	17
10	<b>4</b>	10	3	3	3	6	6	6	19	19	64	19
3	<b>5</b>	3	64	64	64	64	64	64	64	64	19	64
6	<b>6</b>	6	70	6	6	3	70	70	70	70	70	70
70	<b>7</b>	70	6	70	70	70	18	50	50	3	3	3
18	<b>8</b>	18	18	18	18	18	50	3	3	50	50	50
64	<b>9</b>	64	55	21	50	50	3	18	18	18	18	55
21	<b>10</b>	21	21	50	55	55	5	5	5	5	5	5
55	<b>11</b>	55	50	55	5	5	55	55	55	55	55	18
69	<b>12</b>	69	5	5	69	69	69	69	69	69	69	69
5	<b>13</b>	5	69	69	12	12	12	12	12	12	12	12
12	<b>14</b>	12	12	12	36	36	36	36	36	36	36	36
4	<b>15</b>	4	36	36	77	49	49	49	49	21	21	21
49	<b>16</b>	49	4	77	49	77	77	77	21	49	49	49
36	<b>17</b>	36	77	49	16	16	16	21	77	77	77	77
16	<b>18</b>	16	49	16	4	21	21	16	99	99	99	99
77	<b>19</b>	77	16	4	21	4	99	99	4	4	4	4
99	<b>20</b>	99	99	99	99	99	4	4	16	45	45	45
45	<b>21</b>	45	45	45	45	45	45	45	45	23	23	
7	<b>22</b>	7	7	23	23	23	23	23				
23	<b>23</b>	23	23									



## CLIO CUP BENELUX SPA RACING FESTIVAL RACE 2

### Best Sector Times


SECTOR 1			SECTOR 2			SECTOR 3			Pos	Driver	Ideal Lap	Best Lap
Pos	Driver	Time	Driver	Time	Driver	Time						
1	64 R.GOSSELIN	51.628	50 L.HEZEMANS	1:25.312	3 R.VAN DEN BERG	46.495	1	3 R.VAN DEN BERG	3'03.927	3:05.087	(1)	
2	55 R.STEENMETZ	51.776	3 R.VAN DEN BERG	1:25.421	6 M.DEKKER	47.793	2	64 R.GOSSELIN	3'05.260	3:05.917	(5)	
3	70 M.BRAAMS	51.785	10 N.LANGEVELD	1:25.466	70 M.BRAAMS	47.960	3	6 M.DEKKER	3'05.382	3:05.882	(4)	
4	17 P.VAN RIET	51.998	6 M.DEKKER	1:25.535	19 M.DE GROOT	48.000	4	70 M.BRAAMS	3'05.599	3:05.599	(2)	
5	3 R.VAN DEN BERG	52.011	18 M.BLEEKEMOLEN	1:25.585	64 R.GOSSELIN	48.030	5	17 P.VAN RIET	3'05.785	3:06.410	(7)	
6	6 M.DEKKER	52.054	64 R.GOSSELIN	1:25.602	18 M.BLEEKEMOLEN	48.097	6	50 L.HEZEMANS	3'05.826	3:05.826	(3)	
7	5 N.KOOL	52.093	17 P.VAN RIET	1:25.611	55 R.STEENMETZ	48.104	7	55 R.STEENMETZ	3'05.849	3:06.387	(6)	
8	50 L.HEZEMANS	52.186	21 S.POLDERMAN	1:25.835	5 N.KOOL	48.149	8	10 N.LANGEVELD	3'05.870	3:06.546	(8)	
9	18 M.BLEEKEMOLEN	52.204	70 M.BRAAMS	1:25.854	17 P.VAN RIET	48.176	9	18 M.BLEEKEMOLEN	3'05.886	3:06.612	(9)	
10	10 N.LANGEVELD	52.205	55 R.STEENMETZ	1:25.969	10 N.LANGEVELD	48.199	10	19 M.DE GROOT	3'06.326	3:06.712	(10)	
11	19 M.DE GROOT	52.262	19 M.DE GROOT	1:26.064	50 L.HEZEMANS	48.328	11	5 N.KOOL	3'06.344	3:06.722	(11)	
12	69 J.BEELEN	52.679	5 N.KOOL	1:26.102	21 S.POLDERMAN	48.623	12	21 S.POLDERMAN	3'07.204	3:07.435	(12)	
13	21 S.POLDERMAN	52.746	4 R.VAN DEN BERG	1:26.734	12 M.DE KLEIJN	48.852	13	69 J.BEELEN	3'08.685	3:09.410	(13)	
14	12 M.DE KLEIJN	53.221	77 S.VAN OORD	1:26.952	69 J.BEELEN	49.027	14	12 M.DE KLEIJN	3'09.096	3:09.686	(14)	
15	99 M.SANDBERG	53.852	69 J.BEELEN	1:26.979	36 W.VAN DEN BURG	49.212	15	36 W.VAN DEN BURG	3'10.387	3:10.801	(15)	
16	36 W.VAN DEN BURG	53.919	12 M.DE KLEIJN	1:27.023	49 P.SCHREURS	49.488	16	4 B.VAN DEN BERG	3'10.421	3:11.316	(16)	
17	4 B.VAN DEN BERG	54.003	49 P.SCHREURS	1:27.069	16 M.KOOL	49.625	17	49 P.SCHREURS	3'10.832	3:12.131	(18)	
18	16 M.KOOL	54.219	36 W.VAN DEN BURG	1:27.256	77 S.VAN OORD	49.659	18	77 S.VAN OORD	3'10.856	3:12.002	(17)	
19	77 S.VAN OORD	54.245	16 M.KOOL	1:28.120	4 B.VAN DEN BERG	49.684	19	16 M.KOOL	3'11.964	3:12.219	(20)	
20	49 P.SCHREURS	54.275	99 M.SANDBERG	1:28.271	99 M.SANDBERG	49.864	20	99 M.SANDBERG	3'11.987	3:12.133	(19)	
21	45 M.VAN DE MAAT	55.054	45 M.VAN DE MAAT	1:29.313	45 M.VAN DE MAAT	50.872	21	45 M.VAN DE MAAT	3'15.239	3:15.579	(21)	
22	23 J.VELDBOER	56.389	23 J.VELDBOER	1:31.716	23 J.VELDBOER	52.519	22	23 J.VELDBOER	3'20.624	3:21.607	(22)	



## CLIO CUP BENELUX SPA RACING FESTIVAL After RACE 2

Event maximum speed


Driver	Team	Car	Class	Top Speed	Lap	Session
3 Robert VAN DEN BERG	Harders Plaza	Clio4		211.8	6	FREE PRACTICE 1
6 Marcel DEKKER	Dekker Racing	Clio4	JUN	211.8	4	QUALIFYING
17 Pim VAN RIET	Bleekemolen	Clio4		211.8	3	QUALIFYING
18 Michael BLEEKEMOLEN	Bleekemolen	Clio4		211.8	6	QUALIFYING
19 Melvin DE GROOT	Bleekemolen	Clio4		211.4	5	FREE PRACTICE 2
50 Loris HEZEMANS	Carsport Holland	Clio4	JUN	211.4	4	FREE PRACTICE 2
69 Jelle BEELEN	Las Moras Racing Team	Clio4	JUN	210.1	6	FREE PRACTICE 2
10 Niels LANGEVELD	Certainty Racing Team	Clio4		209.3	9	FREE PRACTICE 2
64 Regis GOSSELIN	Verschuur F Team	Clio4	JUN	208.9	7	FREE PRACTICE 2
70 Max BRAAMS	Las Moras Racing Team	Clio4	JUN	208.9	4	FREE PRACTICE 2
5 Niels KOOL	Kool racing	Clio4	JUN	208.1	4	FREE PRACTICE 2
55 Rene STEENMETZ	Pujolar Racing	Clio4		208.1	7	QUALIFYING
21 Stephane POLDERMAN	Pujolar Racing	Clio4		207.3	8	RACE 1
12 Martin DE KLEIJN	Certainty Racing Team	Clio4		204.5	4	FREE PRACTICE 1
7 Marco DITZEL	Ditzel	Clio4		201.1	8	FREE PRACTICE 2
99 Maurits SANDBERG	Certainty Racing Team	Clio4		200.7	5	FREE PRACTICE 1
4 Benjamin VAN DEN BERG	Harders Plaza	Clio3	JUN	197.8	8	FREE PRACTICE 1
36 Wilbert VAN DEN BURG	Visual Art	Clio3		197.4	8	FREE PRACTICE 2
49 Peter SCHREURS	BS Racing	Clio3		196.4	2	RACE 1
16 Martijn KOOL	Presenzaracing.eu	Clio3		195.7	4	FREE PRACTICE 2
77 Stan VAN OORD	Certainty Racing Team	Clio3	JUN	192.5	3	FREE PRACTICE 2
45 Marcel VAN DE MAAT	BS Racing	Clio3		191.8	4	QUALIFYING
23 Jos VELDBOER	Dekker Racing	Clio3		189.5	7	FREE PRACTICE 2



## CLIO CUP BENELUX SPA RACING FESTIVAL RACE 2

### Fastest Lap Sequence

Practice Time	Driver	Team	Car	Class	Time	Kph	Lap
6:15.893	10 Niels LANGEVELD	Certainty Racing Team	Clio4		<b>3:06.991</b>	134.8	2
6:17.666	3 Robert VAN DEN BERG	Harders Plaza	Clio4		<b>3:06.775</b>	135.0	2
6:18.780	64 Regis GOSSELIN	Vershuur F Team	Clio4	JUN	<b>3:06.326</b>	135.3	2
6:20.628	6 Marcel DEKKER	Dekker Racing	Clio4	JUN	<b>3:06.251</b>	135.4	2
9:24.697	64 Regis GOSSELIN	Vershuur F Team	Clio4	JUN	<b>3:05.917</b>	135.6	3
9:26.510	6 Marcel DEKKER	Dekker Racing	Clio4	JUN	<b>3:05.882</b>	135.6	3
12:36.401	50 Loris HEZEMANS	Carsport Holland	Clio4	JUN	<b>3:05.826</b>	135.7	4
15:40.262	70 Max BRAAMS	Las Moras Racing Team	Clio4	JUN	<b>3:05.599</b>	135.9	5
31:18.708	3 Robert VAN DEN BERG	Harders Plaza	Clio4		<b>3:05.087</b>	136.2	10




## CLIO CUP BENELUX SPA RACING FESTIVAL RACE 2

Analysis by lap

Lapped

Nr	Lap Time	Gap	Nr	Lap Time	Gap	Nr	Lap Time	Gap	Nr	Lap Time	Gap	Nr	Lap Time	Gap
<b>Lap 1</b>			6	3:05.882	4.071	36	3:11.057	27.936	<b>Lap 8</b>			55	3:07.324	13.695
10	3:08.902		70	3:06.613	6.010	49	3:12.165	35.973	10	3:07.217		5	3:08.241	13.769
19	3:09.351	0.449	18	3:06.876	7.036	77	3:15.952	40.204	6	3:06.452	0.641	18	3:11.303	15.461
17	3:09.805	0.903	50	3:07.006	8.136	16	3:15.979	40.903	17	3:07.411	1.022	69	3:10.412	37.744
3	3:10.891	1.989	55	3:07.619	10.679	21	3:08.215	45.445	19	3:06.786	1.949	12	3:10.342	38.544
64	3:12.454	3.552	5	3:07.066	10.944	99	3:14.146	53.030	64	3:06.683	2.644	36	3:12.340	52.953
70	3:13.870	4.968	69	3:09.554	17.397	4	3:22.034	59.769	70	3:06.223	3.020	21	3:09.607	56.074
6	3:14.377	5.475	12	3:09.849	18.131	45	3:15.928	1'07.493	3	3:06.717	8.326	49	3:13.619	1'05.697
18	3:14.951	6.049	36	3:11.138	21.019	<b>Lap 6</b>			77	3:16.564	1'18.002			
55	3:15.376	6.474	77	3:12.519	25.105	10	3:06.961		99	3:12.133	1'23.460			
21	3:15.854	6.952	49	3:12.131	26.245	17	3:06.999	0.448	18	3:07.922	10.289			
50	3:16.419	7.517	16	3:12.669	27.646	5	3:06.817	12.591	5	3:06.817	12.591			
5	3:17.804	8.902	4	3:11.316	31.501	55	3:06.387	13.634	55	3:06.387	13.634			
69	3:19.801	10.899	21	3:32.083	32.933	19	3:07.129	1.107	69	3:11.532	32.061			
12	3:20.552	11.650	99	3:14.734	39.536	6	3:06.562	1.320	12	3:11.047	32.765			
36	3:21.227	12.325	45	3:17.217	49.440	64	3:06.678	2.239	36	3:11.945	43.250			
4	3:22.427	13.525	23	3:21.748	2'58.099	70	3:06.968	2.889	21	3:09.341	51.348			
77	3:23.023	14.121	<b>Lap 4</b>			50	3:07.393	6.519	49	3:13.191	53.144			
49	3:23.883	14.981	10	3:07.428		3	3:07.084	7.673	77	3:14.167	1'00.107			
16	3:24.323	15.421	17	3:06.410	0.569	18	3:10.064	8.661	99	3:13.077	1'13.362			
99	3:31.628	22.726	19	3:07.733	0.982	5	3:07.086	13.017	4	3:11.787	1'14.189			
45	3:35.636	26.734	6	3:05.897	2.540	55	3:07.505	13.934	<span style="background-color: #000080; color: white; padding: 2px;">23</span>	3:27.297	1 Lap			
7	3:44.484	35.582	64	3:08.128	2.958	69	3:09.601	24.271	45	3:16.054	1'34.207			
23	4:12.123	1'03.221	3	3:08.943	3.139	12	3:10.017	25.651	<b>Lap 9</b>					
<b>Lap 2</b>			70	3:06.214	4.796	36	3:11.706	32.681	10	3:07.286				
10	3:06.991		18	3:06.612	6.220	<span style="background-color: #000080; color: white; padding: 2px;">23</span>	3:29.251	1 Lap	6	3:06.899	0.254			
19	3:07.053	0.511	50	3:05.826	6.534	49	3:12.449	41.461	17	3:07.297	1.033			
17	3:07.279	1.191	55	3:07.944	11.195	77	3:12.430	45.673	64	3:06.255	1.613			
3	3:06.775	1.773	5	3:08.101	11.617	21	3:08.494	46.978	19	3:07.396	2.059			
64	3:06.326	2.887	69	3:09.765	19.734	16	3:13.389	47.331	69	3:07.359	3.093			
6	3:06.251	4.735	12	3:09.719	20.422	99	3:14.017	1'00.086	70	3:07.359	3.093			
70	3:07.966	5.943	36	3:10.801	24.392	4	3:11.794	1'04.602	3	3:06.989	8.029			
18	3:07.648	6.706	49	3:12.504	31.321	45	3:15.579	1'16.111	50	3:08.744	10.636			
21	3:07.435	7.396	77	3:14.088	31.765	<b>Lap 7</b>			18	3:08.437	11.440			
50	3:07.150	7.676	16	3:12.219	32.437	10	3:06.748		5	3:07.505	12.810			
55	3:10.123	9.606	21	3:19.238	44.743	17	3:07.128	0.828	55	3:07.305	13.653			
5	3:08.513	10.424	4	3:21.175	45.248	6	3:06.834	1.406	69	3:09.839	34.614			
69	3:10.481	14.389	99	3:14.289	46.397	19	3:08.021	2.380	12	3:10.005	35.484			
12	3:10.169	14.828	45	3:17.066	59.078	64	3:07.687	3.178	36	3:11.931	47.895			
36	3:11.093	16.427	<b>Lap 5</b>			70	3:07.873	4.014	21	3:09.687	53.749			
77	3:12.002	19.132	10	3:07.513		50	3:08.302	8.073	49	3:13.502	59.360			
49	3:12.670	20.660	17	3:07.354	0.410	3	3:07.901	8.826	77	3:15.899	1'08.720			
16	3:13.093	21.523	19	3:07.470	0.939	18	3:07.671	9.584	99	3:12.533	1'18.609			
4	3:20.197	26.731	6	3:06.692	1.719	5	3:06.722	12.991	4	3:12.315	1'19.218			
99	3:15.613	31.348	64	3:07.077	2.522	55	3:07.278	14.464	<span style="background-color: #000080; color: white; padding: 2px;">23</span>	3:21.607	1 Lap			
45	3:19.026	38.769	70	3:05.599	2.882	69	3:10.223	27.746	45	3:16.172	1'43.093			
23	4:46.667	2'42.897	18	3:06.851	5.558	12	3:10.032	28.935	<b>Lap 10</b>					
<b>Lap 3</b>			50	3:07.066	6.087	36	3:12.589	38.522	10	3:07.282				
10	3:06.546		3	3:11.924	7.550	49	3:12.457	47.170	6	3:07.528	0.500			
19	3:06.712	0.677	5	3:08.788	12.892	21	3:08.994	49.224	17	3:08.406	2.157			
17	3:06.942	1.587	55	3:09.708	13.390	77	3:14.232	53.157	19	3:07.546	2.323			
3	3:06.397	1.624	<span style="background-color: #000080; color: white; padding: 2px;">23</span>	3:35.086	1 Lap	<span style="background-color: #000080; color: white; padding: 2px;">23</span>	3:27.174	1 Lap	64	3:09.730	4.061			
64	3:05.917	2.258	69	3:09.410	21.631	4	3:11.765	1'09.619	70	3:09.076	4.887			
			12	3:09.686	22.595	16	3:32.868	1'13.451	3	3:05.087	5.834			
						45	3:16.007	1'25.370	50	3:08.035	11.389			






## CLIO CUP BENELUX SPA RACING FESTIVAL RACE 2

### Analysis

■ Personal Best ■ Session Best B Crossing the finish line in pit lane

Lap	Time	Sector 1	Sector 2	Sector 3	Kph	Elapsed	Lap	Time	Sector 1	Sector 2	Sector 3	Kph	Elapsed	
<b>3</b>	<b>Robert VAN DEN BERG</b> NL Harders Plaza Clio4							<b>10</b>	<b>Niels LANGEVELD</b> NL Certainty Racing Team Clio4					
1	3:10.891	56.643	1:25.598	48.650	132.1	3:10.891	1	3:08.902	54.933	1:25.466	48.503	133.5	3:08.902	
2	3:06.775	52.687	1:25.421	48.667	135.0	6:17.666	2	3:06.991	52.683	1:26.071	48.237	134.8	6:15.893	
3	3:06.397	52.399	1:25.902	48.096	135.3	9:24.063	3	3:06.546	52.392	1:25.719	48.435	135.2	9:22.439	
4	3:08.943	52.812	1:26.856	49.275	133.4	12:33.006	4	3:07.428	52.308	1:26.837	48.283	134.5	12:29.867	
5	3:11.924	56.844	1:26.274	48.806	131.4	15:44.930	5	3:07.513	52.393	1:26.334	48.786	134.5	15:37.380	
6	3:07.084	52.395	1:26.006	48.683	134.8	18:52.014	6	3:06.961	52.456	1:26.189	48.316	134.9	18:44.341	
7	3:07.901	52.865	1:26.391	48.645	134.2	21:59.915	7	3:06.748	52.263	1:26.286	48.199	135.0	21:51.089	
8	3:06.717	52.011	1:26.083	48.623	135.0	25:06.632	8	3:07.217	52.382	1:26.481	48.354	134.7	24:58.306	
9	3:06.989	52.818	1:25.536	48.635	134.8	28:13.621	9	3:07.286	52.312	1:26.386	48.588	134.6	28:05.592	
10	3:05.087	52.376	1:26.216	46.495	136.2	31:18.708	10	3:07.282	52.205	1:26.568	48.509	134.6	31:12.874	
<b>4</b>	<b>Benjamin VAN DEN BERG</b> NL Harders Plaza Clio3							<b>12</b>	<b>Martin DE KLEIJN</b> NL Certainty Racing Team Clio4					
1	3:22.427	1:03.027	1:28.886	50.514	124.6	3:22.427	1	3:20.552	1:02.099	1:27.987	50.466	125.7	3:20.552	
2	3:20.197	54.659	1:35.452	50.086	125.9	6:42.624	2	3:10.169	53.343	1:27.252	49.574	132.6	6:30.721	
3	3:11.316	54.898	1:26.734	49.684	131.8	9:53.940	3	3:09.849	53.221	1:27.323	49.305	132.8	9:40.570	
4	3:21.175	54.735	1:28.128	58.312	125.3	13:15.115	4	3:09.719	53.277	1:27.403	49.039	132.9	12:50.289	
5	3:22.034	1:05.094	1:27.174	49.766	124.8	16:37.149	5	3:09.686	53.433	1:27.401	48.852	132.9	15:59.975	
6	3:11.794	54.739	1:27.157	49.898	131.5	19:48.943	6	3:10.017	53.736	1:27.023	49.258	132.7	19:09.992	
7	3:11.765	54.599	1:27.258	49.908	131.5	23:00.708	7	3:10.032	53.552	1:27.429	49.051	132.7	22:20.024	
8	3:11.787	54.204	1:27.888	49.695	131.5	26:12.495	8	3:11.047	54.033	1:27.961	49.053	132.0	25:31.071	
9	3:12.315	54.003	1:27.950	50.362	131.1	29:24.810	9	3:10.005	53.320	1:27.483	49.202	132.7	28:41.076	
10	3:12.147	54.077	1:28.067	50.003	131.2	32:36.957	10	3:10.342	53.601	1:27.464	49.277	132.5	31:51.418	
<b>5</b>	<b>Niels KOOL</b> NL Kool racing Clio4							<b>16</b>	<b>Martijn KOOL</b> NL Prezenzaracing.eu Clio3					
1	3:17.804	1:00.721	1:28.148	48.935	127.5	3:17.804	1	3:24.323	1:04.435	1:28.938	50.950	123.4	3:24.323	
2	3:08.513	52.779	1:26.936	48.798	133.8	6:26.317	2	3:13.093	54.550	1:28.615	49.928	130.6	6:37.416	
3	3:07.066	52.093	1:26.150	48.823	134.8	9:33.383	3	3:12.669	54.924	1:28.120	49.625	130.9	9:50.085	
4	3:08.101	53.083	1:26.627	48.391	134.0	12:41.484	4	3:12.219	54.219	1:28.241	49.759	131.2	13:02.304	
5	3:08.788	53.328	1:27.113	48.347	133.6	15:50.272	5	3:15.979	54.443	1:31.909	49.627	128.7	16:18.283	
6	3:07.086	52.552	1:26.102	48.432	134.8	18:57.358	6	3:13.389	54.264	1:28.328	50.797	130.4	19:31.672	
7	3:06.722	52.098	1:26.475	48.149	135.0	22:04.080	7	3:32.868	57.042	1:34.602	1:01.224	118.4	23:04.540	
8	3:06.817	52.216	1:26.306	48.295	135.0	25:10.897								
9	3:07.505	52.336	1:26.848	48.321	134.5	28:18.402								
10	3:08.241	52.452	1:26.797	48.992	133.9	31:26.643								
<b>6</b>	<b>Marcel DEKKER</b> NL Dekker Racing Clio4							<b>17</b>	<b>Pim VAN RIET</b> NL Bleekemolen Clio4					
1	3:14.377	57.076	1:28.786	48.515	129.7	3:14.377	1	3:09.805	55.519	1:25.993	48.293	132.8	3:09.805	
2	3:06.251	52.386	1:25.626	48.239	135.4	6:20.628	2	3:07.279	52.515	1:25.859	48.905	134.6	6:17.084	
3	3:05.882	52.256	1:25.535	48.091	135.6	9:26.510	3	3:06.942	52.665	1:25.890	48.387	134.9	9:24.026	
4	3:05.897	52.535	1:25.569	47.793	135.6	12:32.407	4	3:06.410	52.399	1:25.611	48.400	135.3	12:30.436	
5	3:06.692	52.187	1:26.117	48.388	135.1	15:39.099	5	3:07.354	52.546	1:26.328	48.480	134.6	15:37.790	
6	3:06.562	52.240	1:26.028	48.294	135.2	18:45.661	6	3:06.999	52.035	1:26.697	48.267	134.8	18:44.789	
7	3:06.834	53.011	1:25.701	48.122	135.0	21:52.495	7	3:07.128	52.320	1:26.288	48.520	134.7	21:51.917	
8	3:06.452	52.054	1:26.091	48.307	135.2	24:58.947	8	3:07.411	52.408	1:26.827	48.176	134.5	24:59.328	
9	3:06.899	52.420	1:26.125	48.354	134.9	28:05.846	9	3:07.297	52.556	1:26.273	48.468	134.6	28:06.625	
10	3:07.528	52.412	1:26.716	48.400	134.5	31:13.374	10	3:08.406	51.998	1:27.022	49.386	133.8	31:15.031	
<b>7</b>	<b>Marco DITZEL</b> NL Ditzel Clio4							<b>18</b>	<b>Michael BLEEKEMOLEN</b> NL Bleekemolen Clio4					
1	3:44.484	1:08.628	1:36.013	59.843	112.3	3:44.484	1	3:14.951	58.177	1:27.928	48.846	129.3	3:14.951	
2							2	3:07.648	52.833	1:26.091	48.724	134.4	6:22.599	
3							3	3:06.876	52.555	1:25.881	48.440	134.9	9:29.475	




## CLIO CUP BENELUX SPA RACING FESTIVAL RACE 2

### Analysis

■ Personal Best ■ Session Best B Crossing the finish line in pit lane

Lap	Time	Sector 1	Sector 2	Sector 3	Kph	Elapsed	Lap	Time	Sector 1	Sector 2	Sector 3	Kph	Elapsed
<b>19 Melvin DE GROOT</b> NL													
Bleekemolen Clio4													
1	3:09.351	54.810	1:26.237	48.304	133.2	3:09.351							
2	3:07.053	52.348	1:26.137	48.568	134.8	6:16.404							
3	<b>3:06.712</b>	52.561	<b>1:26.064</b>	48.087	135.0	9:23.116							
4	3:07.733	52.929	1:26.418	48.386	134.3	12:30.849							
5	3:07.470	52.700	1:26.173	48.597	134.5	15:38.319							
6	3:07.129	52.639	1:26.159	48.331	134.7	18:45.448							
7	3:08.021	53.199	1:26.822	<b>48.000</b>	134.1	21:53.469							
8	3:06.786	<b>52.262</b>	1:26.118	48.406	135.0	25:00.255							
9	3:07.396	52.299	1:26.835	48.262	134.6	28:07.651							
10	3:07.546	52.935	1:26.145	48.466	134.4	31:15.197							
<b>21 Stephane POLDERMAN</b> BEL													
Pujolar Racing Clio4													
1	3:15.854	59.761	1:26.997	49.096	128.7	3:15.854							
2	<b>3:07.435</b>	52.855	<b>1:25.835</b>	48.745	134.5	6:23.289							
3	3:32.083	B	1:08.879	1:27.302	55.902	118.9	9:55.372						
4	3:19.238	1:02.734	1:27.108	49.396	126.6	13:14.610							
5	3:08.215	52.804	1:26.788	<b>48.623</b>	134.0	16:22.825							
6	3:08.494	52.940	1:26.484	49.070	133.8	19:31.319							
7	3:08.994	53.562	1:26.529	48.903	133.4	22:40.313							
8	3:09.341	52.871	1:27.573	48.897	133.2	25:49.654							
9	3:09.687	52.772	1:27.648	49.267	132.9	28:59.341							
10	3:09.607	<b>52.746</b>	1:27.813	49.048	133.0	32:08.948							
<b>23 Jos VELDBOER</b> NL													
Dekker Racing Clio3													
1	4:12.123	B	1:36.571	<b>1:31.716</b>	1:03.836	100.0	4:12.123						
2	4:46.667	2:19.799	1:33.271	53.597	88.0	8:58.790							
3	3:21.748	56.957	1:32.106	52.685	125.0	12:20.538							
4	3:35.086	57.508	1:45.059	<b>52.519</b>	117.2	15:55.624							
5	3:29.251	1:00.775	1:34.874	53.602	120.5	19:24.875							
6	3:27.174	1:00.500	1:33.790	52.884	121.7	22:52.049							
7	3:27.297	57.133	1:36.295	53.869	121.6	26:19.346							
8	<b>3:21.607</b>	<b>56.389</b>	1:32.551	52.667	125.1	29:40.953							
9	3:25.030	57.855	1:32.940	54.235	123.0	33:05.983							
<b>36 Wilbert VAN DEN BURG</b> NL													
Visual Art Clio3													
1	3:21.227	1:03.153	1:27.820	50.254	125.3	3:21.227							
2	3:11.093	53.968	1:27.796	49.329	131.9	6:32.320							
3	3:11.138	54.231	1:27.695	<b>49.212</b>	131.9	9:43.458							
4	<b>3:10.801</b>	<b>53.919</b>	1:27.486	49.396	132.1	12:54.259							
5	3:11.057	54.220	<b>1:27.256</b>	49.581	132.0	16:05.316							
6	3:11.706	53.978	1:28.020	49.708	131.5	19:17.022							
7	3:12.589	54.634	1:28.342	49.613	130.9	22:29.611							
8	3:11.945	54.391	1:27.877	49.677	131.4	25:41.556							
<b>45 Marcel VAN DE MAAT</b> NL													
BS Racing Clio3													
1	3:35.636	1:09.064	1:34.095	52.477	116.9	3:35.636							
2	3:19.026	56.082	1:31.167	51.777	126.7	6:54.662							
3	3:17.217	55.841	1:30.005	51.371	127.8	10:11.879							
4	3:17.066	55.585	1:29.961	51.520	127.9	13:28.945							
5	3:15.928	55.330	1:29.637	50.961	128.7	16:44.873							
6	<b>3:15.579</b>	55.080	<b>1:29.313</b>	51.186	128.9	20:00.452							
7	3:16.007	<b>55.054</b>	1:29.981	50.972	128.6	23:16.459							
8	3:16.054	55.833	1:29.349	<b>50.872</b>	128.6	26:32.513							
9	3:16.172	55.454	1:29.422	51.296	128.5	29:48.685							
10	3:16.011	55.302	1:29.351	51.358	128.6	33:04.696							
<b>49 Peter SCHREURS</b> NL													
BS Racing Clio3													
1	3:23.883	1:03.666	1:28.624	51.593	123.7	3:23.883							
2	3:12.670	54.980	1:27.930	49.760	130.9	6:36.553							
3	<b>3:12.131</b>	54.907	1:27.413	49.811	131.2	9:48.684							
4	3:12.504	<b>54.275</b>	1:28.741	<b>49.488</b>	131.0	13:01.188							
5	3:12.165	54.554	1:27.732	49.879	131.2	16:13.353							
6	3:12.449	54.946	1:27.318	50.185	131.0	19:25.802							
7	3:12.457	55.295	<b>1:27.069</b>	50.093	131.0	22:38.259							
8	3:13.191	55.088	1:28.377	49.726	130.5	25:51.450							
9	3:13.502	55.437	1:28.203	49.862	130.3	29:04.952							
10	3:13.619	55.007	1:28.728	49.884	130.2	32:18.571							
<b>50 Loris HEZEMANS</b> BEL													
Carsport Holland Clio4													
1	3:16.419	1:00.971	1:26.881	48.567	128.4	3:16.419							
2	3:07.150	52.902	1:25.907	48.341	134.7	6:23.569							
3	3:07.006	53.104	1:25.526	48.376	134.8	9:30.575							
4	<b>3:05.826</b>	<b>52.186</b>	<b>1:25.312</b>	<b>48.328</b>	135.7	12:36.401							
5	3:07.066	52.574	1:26.083	48.409	134.8	15:43.467							
6	3:07.393	52.376	1:26.538	48.479	134.6	18:50.860							
7	3:08.302	53.056	1:26.556	48.690	133.9	21:59.162							
8	3:08.322	52.662	1:27.058	48.602	133.9	25:07.484							
9	3:08.744	53.093	1:26.884	48.767	133.6	28:16.228							
10	3:08.035	52.648	1:26.806	48.581	134.1	31:24.263							
<b>55 Rene STEENMETZ</b> NL													
Pujolar Racing Clio4													
1	3:15.376	59.584	1:26.926	48.866	129.1	3:15.376							
2	3:10.123	53.304	1:28.715	<b>48.104</b>	132.6	6:25.499							
3	3:07.619	52.820	1:26.003	48.796	134.4	9:33.118							
4	3:07.944	53.275	1:26.449	48.220	134.2	12:41.062							
5	3:09.708	53.507	1:27.946	48.255	132.9	15:50.770							
6	3:07.505	52.535	1:26.651	48.319	134.5	18:58.275							
7	3:07.278	52.139	1:26.948	48.191	134.6	22:05.553							
8	<b>3:06.387</b>	52.220	<b>1:25.969</b>	48.198	135.3	25:11.940							
9	3:07.305	52.479	1:26.605	48.221	134.6	28:19.245							
10	3:07.324	<b>51.776</b>	1:27.061	48.487	134.6	31:26.569							



## CLIO CUP BENELUX SPA RACING FESTIVAL RACE 2

### Analysis

■ Personal Best ■ Session Best B Crossing the finish line in pit lane

Lap	Time	Sector 1	Sector 2	Sector 3	Kph	Elapsed	Lap	Time	Sector 1	Sector 2	Sector 3	Kph	Elapsed
<b>64</b> <b>Regis GOSSELIN</b> BEL													
Verschuur F Team Clio4													
1	3:12.454	57.305	1:26.841	48.308	131.0	3:12.454	2	3:15.613	54.686	1:29.913	51.014	128.9	6:47.241
2	3:06.326	52.281	<b>1:25.602</b>	48.443	135.3	6:18.780	3	3:14.734	54.533	1:29.781	50.420	129.5	10:01.975
3	<b>3:05.917</b>	51.918	1:25.969	<b>48.030</b>	135.6	9:24.697	4	3:14.289	54.022	1:30.067	50.200	129.8	13:16.264
4	3:08.128	52.333	1:26.916	48.879	134.0	12:32.825	5	3:14.146	54.378	1:29.534	50.234	129.9	16:30.410
5	3:07.077	51.729	1:26.947	48.401	134.8	15:39.902	6	3:14.017	54.603	1:28.756	50.658	130.0	19:44.427
6	3:06.678	51.893	1:26.579	48.206	135.1	18:46.580	7	3:14.164	54.236	1:29.672	50.256	129.9	22:58.591
7	3:07.687	52.254	1:27.206	48.227	134.3	21:54.267	8	3:13.077	54.109	1:28.718	50.250	130.6	26:11.668
8	3:06.683	<b>51.628</b>	1:26.572	48.483	135.1	25:00.950	9	3:12.533	54.087	<b>1:28.271</b>	50.175	131.0	29:24.201
9	3:06.255	51.637	1:26.450	48.168	135.4	28:07.205	10	<b>3:12.133</b>	<b>53.852</b>	1:28.417	<b>49.864</b>	131.2	32:36.334
10	3:09.730	54.061	1:26.623	49.046	132.9	31:16.935							
<b>69</b> <b>Jelle BEELEN</b> NL													
Las Moras Racing Team Clio4													
1	3:19.801	1:00.273	1:29.536	49.992	126.2	3:19.801							
2	3:10.481	53.373	1:27.534	49.574	132.4	6:30.282							
3	3:09.554	52.762	1:27.512	49.280	133.0	9:39.836							
4	3:09.765	52.940	1:27.792	49.033	132.9	12:49.601							
5	<b>3:09.410</b>	<b>52.679</b>	1:27.435	49.296	133.1	15:59.011							
6	3:09.601	53.241	<b>1:26.979</b>	49.381	133.0	19:08.612							
7	3:10.223	53.133	1:28.041	49.049	132.6	22:18.835							
8	3:11.532	54.930	1:27.575	<b>49.027</b>	131.6	25:30.367							
9	3:09.839	52.950	1:27.693	49.196	132.8	28:40.206							
10	3:10.412	53.017	1:28.006	49.389	132.4	31:50.618							
<b>70</b> <b>Max BRAAMS</b> NL													
Las Moras Racing Team Clio4													
1	3:13.870	57.116	1:28.010	48.744	130.1	3:13.870							
2	3:07.966	52.450	1:26.849	48.667	134.1	6:21.836							
3	3:06.613	52.057	1:25.952	48.604	135.1	9:28.449							
4	3:06.214	51.882	1:26.030	48.302	135.4	12:34.663							
5	<b>3:05.599</b>	<b>51.785</b>	<b>1:25.854</b>	<b>47.960</b>	135.9	15:40.262							
6	3:06.968	51.859	1:26.693	48.416	134.9	18:47.230							
7	3:07.873	52.357	1:26.827	48.689	134.2	21:55.103							
8	3:06.223	51.981	1:26.020	48.222	135.4	25:01.326							
9	3:07.359	52.344	1:26.689	48.326	134.6	28:08.685							
10	3:09.076	52.567	1:27.296	49.213	133.4	31:17.761							
<b>77</b> <b>Stan VAN OORD</b> NL													
Certainty Racing Team Clio3													
1	3:23.023	1:04.451	1:28.090	50.482	124.2	3:23.023							
2	<b>3:12.002</b>	<b>54.245</b>	1:28.098	<b>49.659</b>	131.3	6:35.025							
3	3:12.519	55.569	<b>1:26.952</b>	49.998	131.0	9:47.544							
4	3:14.088	55.312	1:29.057	49.719	129.9	13:01.632							
5	3:15.952	54.854	1:31.352	49.746	128.7	16:17.584							
6	3:12.430	54.673	1:27.890	49.867	131.0	19:30.014							
7	3:14.232	55.401	1:28.429	50.402	129.8	22:44.246							
8	3:14.167	55.415	1:28.239	50.513	129.9	25:58.413							
9	3:15.899	56.098	1:29.038	50.763	128.7	29:14.312							
10	3:16.564	55.996	1:29.700	50.868	128.3	32:30.876							
<b>99</b> <b>Maurits SANDBERG</b> NL													
Certainty Racing Team Clio4													
1	3:31.628	1:07.633	1:31.968	52.027	119.1	3:31.628							